


# **V-COIL**

**THREAD INSERT SYSTEM** ■ ■ ■













■ ■ ■ ■ ■ ■ ■ VC 2020



Follow us! VÖLKEL on:



<b>Wire Thread Inserts</b> <b>Filetti Riportati</b>	 <b>7</b>	
<b>Thread Repair Kits</b> <b>Kit Ripristina Filetti</b>	<b>19</b>	
<b>Thread Repair Workshop Kits</b> <b>Kit Ripristina Filetti</b>	<b>33</b>	
<b>Inserting Tools</b> <b>Utensili per il Montaggio</b>	<b>41</b>	
<b>Tang Break Tools</b> <b>Attrezzi rottura codolo</b>	<b>41</b>	
<b>Extracting Tools</b> <b>Estrattori</b>	<b>41</b>	
<b>STI-Taps</b> <b>Maschi STI</b>	<b>47</b>	
<b>STI-Drills</b> <b>Punte STI</b>	<b>61</b>	
<b>Technical Information</b> <b>Informazioni tecniche</b>	<b>63</b>	
<b>Display</b> <b>Espositore</b>	<b>67</b>	

## COST EFFECTIVE REPAIR RATHER THAN EXPENSIVE REPLACEMENT MEGLIO RIPARARE IN MODO ECONOMICO CHE SOSTITUIRE CON COSTI PIÙ ELEVATI.



In the mechanical engineering and automotive sector damaged threads such as spark plugs, bolts, oil drain screw threads, oxygen sensor or exhaust mounts lead to costly and time-intensive item exchange. For parts with damaged or defective threads there is a second chance:

### **V-COIL Thread Insert System**

Worn and damaged threads can be replaced by inserts in just four steps. They are stronger and with the same nominal diameter as before.

- simple handling
- fast installation in just four steps
- even in difficult to reach places
- durable & high quality
- cost & time saving
- fulfil the demands of the user, the customer and the machine



Also used daily in the electrical, medical, and aerospace industry **as a preventive measure.**



*Nel settore meccanico e automobilistico i filetti danneggiati di candele, bulloni passanti, tappi di scarico dell'olio, sonde Lambda o del supporto di scarico del tubo di scappamento comportano costose e lunghe sostituzioni. Per pezzi che riportano filetti logori, spanati o in genere danneggiati esiste una seconda opzione:*

### **Sistema a inserti filettati V-Coil**

*Grazie all'impiego di assortimenti filettati e in sole 4 operazioni vecchi e logori filetti potranno essere completamente rigenerati tornano al vecchio diametro nominale di partenza.*

- Facile utilizzo
- Facile sostituzione in sole 4 operazioni
- Per uso anche in luoghi ristretti
- Lunga durata e di elevata qualità
- Economico e veloce
- Soddisfacente per l'utilizzatore, il cliente e le macchine



Utilizzabile anche per il **rinforzo dei filetti** in campo elettrico, medico e aerospaziale





## DRILLING

Clear the damaged thread with a Standard Drill. Up to M 12 (1/2") the KITS include the correct drill. To repair a spark plug thread no pre-drilling is necessary if using the special Spark Plug Tap. Please pay attention that for Fluteless Taps bigger holes are required.

## CHECK

Check that thread and pitch of the tap and the bolt match.

## TAPPING

Use the special V-COIL-Taps for cutting the holding thread into the cleared hole. It is recommended to use a suitable cutting oil.



## FORATURA

Eliminare il filetto danneggiato con una punta normale. I nostri kit includono punte fino a M12 (1/2"). Nella sostituzione di una candela non è necessario eseguire la preforatura se si usa lo speciale attrezzo combinato per foratura e taglio. Nota bene: per i maschi per laminazione sono necessari fori più grandi.

## CONTROLLI

Verificare che il maschio e il bullone abbiano lo stesso filetto e lo stesso passo.

## FILETTO

Utilizzando gli speciali maschi V-COIL, tagliare il filetto di presa nel foro preforato. E' consigliabile l'uso di olio da taglio adeguato.

## INSTALL THE INSERT

Place insert on Installation Tool and position the adjustable ring so that the insert tang is centred in the tang slot. Wind the Insert in with a light downward pressure until a half turn below the surface. Don't work against thread direction as the tang could break.



## INTRODUZIONE DELL'INSERTO FILETTATO

Porre il filetto sull'attrezzo di inserimento e posizionare l'anello regolabile in modo che il perno di trascinamento si incastri nella sede dell'apertura. Avvitare quindi con una leggera pressione verso il basso fino a mezzo giro sotto la superficie. Non avvitare in senso opposto al filetto per evitare rotture del codolo.

## TANG REMOVAL

After finishing lift the Installation Tool and use the Tang Break Tool to remove the tang. For bigger sizes and Spark Plug Taps use Long Nose Pliers to remove the tang.

Due to the narrow and exact tolerances the new thread normally is stronger than the original one.



## ELIMINAZIONE DEL CODOLO

Una volta terminato l'inserimento del filetto, estrarre l'attrezzo di inserimento ed eliminare il perno di trascinamento con l'attrezzo rottura codolo. Nel caso di grandi dimensioni e di candele utilizzare pinze lunghe per rimuovere il codolo. Grazie alle tolleranze ridotte e precise, il nuovo filetto risulta normalmente più forte dell'originale.

### Application:

**Thread Armour Plating.** For material with low shear strength eg. aluminum-alloys and magnesium alloys. Used in machine-building, electrical, automotive medical and aerospace industries.

**Thread Repair** of damaged or worn-out threads.

**Recovery** of rejected items.

### Applicazioni:

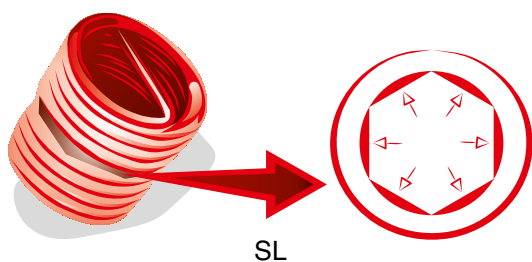

**Rivestimento del filetto.** Per materiali teneri, per es. le leghe di alluminio e di magnesio. Utilizzati nella costruzione di macchine, nel settore elettrico, automobilistico, medico ed aerospaziale.

**Riparazione di filetti danneggiati o usurati.**

**Recupero di pezzi di scarto.**



## WIRE THREAD INSERTS FILETTI RIPORTATI



Manufactured from high quality chromium nickel stainless steel, V-COIL inserts provide high strength internal threads that resist the effects of temperature and corrosion.

Their unique design ensures superior threads whose compound performance cannot be reproduced by any other single fastening method.

Available in two basic forms, free running or screw locking, they are much lighter and less expensive than any other equivalent type of thread insert and because of their compact size they can generally be incorporated into existing designs where no previous provision has been made.

### Free Running - Type "S"

Produced from precision profiled austenitic stainless steel wire wound into a helical spiral, V-COIL free running inserts have a spring like appearance. When installed, using any one of a variety of manual or automatic tools, they provide strong permanent internal threads which resist head and corrosion. Once fitted, their position is maintained by the action of radial pressure between their coils and the flanks of the tapped hole. This pressure exists because their free diameter is larger, by a calculated amount, than their installed diameter.

### Screw Locking - Type "SL"

Screw locking (or prevailing torque) inserts are of particular value in applications subject to the effects of cyclic vibration or impact. In addition to the benefits afforded by free running inserts, V-COIL screw locking inserts offer the additional security of prevailing locking torque. This is achieved by the action of one or more polygonal grip coils positioned within the insert's length, which exert radial pressure on the male thread. Each grip coil consists of a number of tangential locking chords which protrude inside the minor diameter of the normal free running coils. As the male thread passes through these grip coils, the locking flats are displaced thus exerting radial pressure or prevailing torque on the male thread. On removal of the male thread, the locking coils relax to their original form permitting repeated assembly whilst retaining a measurable level of prevailing torque.

Note: It is recommended that only close fit plated or lubricated bolts or screws are used with screw locking inserts.

I filetti V-COIL, costruiti con acciaio inox al nichelcromo, sono filetti interni estremamente robusti, resistenti agli effetti della temperatura e della corrosione.

Il design unico garantisce filetti di qualità superiore le cui prestazioni combinate non sono imitabili da nessun altro metodo di fissaggio singolo.

Disponibili in due formati, a scorrimento libero o autofrenanti, i filetti V-COIL sono molto più leggeri e convenienti di qualsiasi altro tipo equivalente di filetto riportato.

### Filetti a scorrimento libero - "free running"

Prodotti da profilato di precisione in acciaio inox austenitico avvolti a spirale elicoidale, i filetti riportati V-COIL hanno l'aspetto di una molla. Una volta inseriti usando un attrezzo a scelta da una selezione di utensili manuali o automatici, essi sono filetti permanenti interni resistenti al calore e alla corrosione. Quando sono posizionati, la loro posizione è mantenuta dall'azione della pressione radiale fa le bobine e i fianchi del foro filettato. Questa pressione è data dal loro diametro libero che è maggiore, di una misura calcolata, rispetto al diametro installato.

### Filetti autofrenanti - "screw locking"

I filetti autofrenanti (o con coppia prevalente) sono particolarmente validi nelle applicazioni soggette a vibrazioni cicliche o a impatti. Oltre ai vantaggi garantiti dai filetti a scorrimento libero, i filetti autofrenanti V-COIL offrono inoltre la sicurezza della coppia frenante prevalente. Questo grazie all'azione di uno o più bobine di presa poligonali collocate sulla lunghezza dei filetti che esercitano una pressione radiale sul filetto maschio. Ciascuna bobina di presa è composta da un numero di filature di blocco che sporgono entro il diametro inferiore delle normali bobine a scorrimento libero. Quando il filetto maschio passa attraverso queste bobine di presa, si spostano i locking flats, esercitando una pressione radiale o coppia prevalente sul filetto maschio. Rimuovendo il filetto maschio, le bobine di presa tornano alla loro forma originale permettendo il montaggio ripetuto mantenendo un livello misurabile di coppia prevalente.

Nota: con i filetti autofrenanti si raccomanda l'uso esclusivo di bulloni o viti close fit plated o lubrificati.



## WIRE THREAD INSERTS FILETTI RIPORTATI

---

	Typ S	Typ SL	Typ SP	Typ LS
M / MF	8 - 9	13	14	14
UNC	10			
UNF	10			
UNx8	11			
BSW	12			
BSF	12			
G (BSP)	9			
Refill Pack Confezioni ricarica	15 - 17			



## Wire Thread Inserts - Type "S"

"free running", stainless steel

## Filetti Riportati - tipo standard

scorrimento libero, di acciaio inox



### DIN 8140 Tol. ISO 2 (6H)

Nominal Diameter D		1,0 D Art.-No.	1,5 D Art.-No.	2,0 D Art.-No.	2,5 D Art.-No.	3,0 D Art.-No.
M 2 x 0.4	100	07202	07302	07402	07502	07602
M 2.2 x 0.45	100	07203	07303	07403	07503	07603
M 2.5 x 0.45	100	07204	07304	07404	07504	07604
M 3 x 0.5	100	07205	07305	07405	07505	07605
M 3.5 x 0.6	100	07206	07306	07406	07506	07606
M 4 x 0.7	100	07207	07307	07407	07507	07607
M 5 x 0.8	100	07208	07308	07408	07508	07608
M 6 x 1.0	100	07209	07309	07409	07509	07609
M 7 x 1.0	100	07210	07310	07410	07510	07610
M 8 x 1.25	100	07211	07311	07411	07511	07611
M 8 x 1.0	100	07212	07312	07412	07512	07612
M 9 x 1.5	100		07314		07514	
M 9 x 1.25	100	07213	07313	07413	07513	07613
M 10 x 1.5	100	07215	07315	07415	07515	07615
M 10 x 1.25	100	07216	07316	07416	07516	07616
M 10 x 1.0	100	07217	07317	07417	07517	07617
M 11 x 1.5	100	07219	07319	07419	07519	07619
M 11 x 1.25	100		07320		07520	
M 12 x 1.75	100	07221	07321	07421	07521	07621
M 12 x 1.5	100	07222	07322	07422	07522	07622
M 12 x 1.25	100	07223	07323	07423	07523	07623
M 12 x 1.0	100	07224	07324	07424	07524	07624
M 14 x 2.0	50	07225	07325	07425	07525	07625
M 14 x 1.5	50	07226	07326	07426	07526	07626
M 14 x 1.25	50	07227	07327	07427	07527	07627
M 14 x 1.0	50	07231	07331	07431	07531	07631
M 16 x 2.0	50	07234	07334	07434	07534	07634
M 16 x 1.5	50	07235	07335	07435	07535	07635
M 18 x 2.5	25	07236	07336	07436	07536	07636
M 18 x 2.0	25	07237	07337	07437	07537	07637
M 18 x 1.5	25	07238	07338	07438	07538	07638
M 20 x 2.5	25	07239	07339	07439	07539	07639
M 20 x 2.0	25	07240	07340	07440	07540	07640
M 20 x 1.5	25	07241	07341	07441	07541	07641
M 22 x 2.5	10	07242	07342	07442	07542	07642
M 22 x 2.0	10	07243	07343	07443	07543	07643
M 22 x 1.5	10	07244	07344	07444	07544	07644
M 24 x 3.0	10	07245	07345	07445	07545	07645
M 24 x 2.0	10	07246	07346	07446	07546	07646
M 24 x 1.5	10	07247	07347	07447	07547	07647

## Wire Thread Inserts for Spark Plug

## Filetti Riportati per filetti della candela di accensione

Nominal Diameter D		8,40 mm Art.-No.	12,40 mm Art.-No.	16,40 mm Art.-No.
M 14 x 1.25	50	07128	07228	07328





## Wire Thread Inserts - Type "S"

"free running", stainless steel

## Filetti Riportati - tipo standard

scorrimento libero, di acciaio inox



### DIN 8140 Tol. ISO 2 (6H)

Nominal		1,5 D
Diameter D		Art.-No.

#### M

M 26 x 1.5	5	07349
M 27 x 3.0	5	07350
M 27 x 2.0	5	07351
M 27 x 1.5	5	07352
M 28 x 1.5	5	07353
M 30 x 3.5	5	07354
M 30 x 2.0	5	07355
M 30 x 1.5	5	07356
M 33 x 3.5	5	07357
M 33 x 2.0	5	07358
M 36 x 4.0	5	07360
M 36 x 3.0	5	07361
M 36 x 2.0	5	07362
M 36 x 1.5	5	07363
M 39 x 4.0	5	07364
M 39 x 3.0	5	07365
M 40 x 3.0	5	07368
M 42 x 4.5	5	07372
M 42 x 3.0	5	07373
M 45 x 4.5	5	07377
M 45 x 3.0	5	07378
M 48 x 5.0	5	07382
M 48 x 4.0	5	07384
M 48 x 3.0	5	07383
M 50 x 3.0	5	07387
M 52 x 5.0	5	07390
M 52 x 3.0	5	07391

#### G (BSP)

1/8 x 28	50	08380
1/4 x 19	50	08381
3/8 x 19	50	08382
1/2 x 14	50	08383
5/8 x 14	5	08384
3/4 x 14	5	08385
7/8 x 14	5	08386
1" x 11	5	08387



## Wire Thread Inserts - Type "S"

"free running", stainless steel

## Filetti Riportati - tipo standard

scorrimento libero, di acciaio inox



### DIN 8140 Tol. 2B

Nominal Diameter D		1,0 D Art.-No.	1,5 D Art.-No.	2,0 D Art.-No.	2,5 D Art.-No.	3,0 D Art.-No.
<b>UNC</b>						
No. 2 x 56	100	08200	08300	08400	08500	08600
No. 4 x 40	100	08201	08301	08401	08501	08601
No. 5 x 40	100	08202	08302	08402	08502	08602
No. 6 x 32	100	08203	08303	08403	08503	08603
No. 8 x 32	100	08204	08304	08404	08504	08604
No. 10 x 24	100	08205	08305	08405	08505	08605
No. 12 x 24	100	08206	08306	08406	08506	08606
1/4 x 20	100	08207	08307	08407	08507	08607
5/16 x 18	100	08208	08308	08408	08508	08608
3/8 x 16	100	08209	08309	08409	08509	08609
7/16 x 14	100	08210	08310	08410	08510	08610
1/2 x 13	100	08211	08311	08411	08511	08611
9/16 x 12	50	08212	08312	08412	08512	08612
5/8 x 11	50	08214	08314	08414	08514	08614
3/4 x 10	25	08216	08316	08416	08516	08616
7/8 x 9	10	08218	08318	08418	08518	08618
1" x 8	10	08219	08319	08419	08519	08619
1.1/8 x 7	5		08320			
1.1/4 x 7	5		08321			
1.3/8 x 6	5		08322			
1.1/2 x 6	5		08323			
<b>UNF</b>						
No. 4 x 48	100	08290	08390	08490	08590	08690
No. 6 x 40	100	08291	08391	08491	08591	08691
No. 8 x 36	100	08292	08392	08492	08592	08692
No. 10 x 32	100	08293	08393	08493	08593	08693
1/4 x 28	100	08225	08325	08425	08525	08625
5/16 x 24	100	08226	08326	08426	08526	08626
3/8 x 24	100	08227	08327	08427	08527	08627
7/16 x 20	100	08228	08328	08428	08528	08628
1/2 x 20	100	08229	08329	08429	08529	08629
9/16 x 18	50	08230	08330	08430	08530	08630
5/8 x 18	50	08231	08331	08431	08531	08631
3/4 x 16	25	08233	08333	08433	08533	08633
7/8 x 14	10	08235	08335	08435	08535	08635
1" x 12	10	08237	08337	08437	08537	08637
1" x 14	10		08338			
1.1/8 x 12	5		08396			
1.1/4 x 12	5		08397			
1.3/8 x 12	5		08398			
1.1/2 x 12	5		08399			



## Wire Thread Inserts - Type "S"

"free running", stainless steel

## Filetti Riportati - tipo standard

scorrimento libero, di acciaio inox



**DIN 8140 Tol. 2B**

Nominal		1,5 D
Diameter D		Art.-No.

### UNx8

1.1/8 x 8	5	08731
1.1/4 x 8	5	08732
1.3/8 x 8	5	08733
1.1/2 x 8	5	08734
1.5/8 x 8	5	08735
1.3/4 x 8	5	08736
1.7/8 x 8	5	08737
2" x 8	5	08738



## Wire Thread Inserts - Type "S"

"free running", stainless steel

### Filetti Riportati - tipo standard

scorrimento libero, di acciaio inox



## DIN 8140

Nominal Diameter D		1,0 D Art.-No.	1,5 D Art.-No.	2,0 D Art.-No.	2,5 D Art.-No.	3,0 D Art.-No.
-----------------------	--	-------------------	-------------------	-------------------	-------------------	-------------------

### BSW

1/8 x 40	100	08241	08341	08441	08541	08641
3/16 x 24	100	08242	08342	08442	08542	08642
1/4 x 20	100	08243	08343	08443	08543	08643
5/16 x 18	100	08244	08344	08444	08544	08644
3/8 x 16	100	08245	08345	08445	08545	08645
7/16 x 14	100	08246	08346	08446	08546	08646
1/2 x 12	100	08247	08347	08447	08547	08647
9/16 x 12	50	08248	08348	08448	08548	08648
5/8 x 11	50	08249	08349	08449	08549	08649
3/4 x 10	25	08251	08351	08451	08551	08651
7/8 x 9	10	08253	08353	08453	08553	08653
1" x 8	10	08255	08355	08455	08555	08655

### BSF

3/16 x 32	100	08262	08362	08462	08562	08662
1/4 x 26	100	08263	08363	08463	08563	08663
5/16 x 22	100	08265	08365	08465	08565	08665
3/8 x 20	100	08266	08366	08466	08566	08666
7/16 x 18	100	08267	08367	08467	08567	08667
1/2 x 16	100	08268	08368	08468	08568	08668
9/16 x 16	50	08269	08369	08469	08569	08669
5/8 x 14	50	08270	08370	08470	08570	08670
3/4 x 12	25	08272	08372	08472	08572	08672
7/8 x 11	10	08274	08374	08474	08574	08674
1" x 10	10	08276	08376	08476	08576	08676



colore rosso

**Tol. ISO 2 (6H)**

13



## Solid Thread Inserts SP

galvanized steel

## Inserti filettati a bussola SP

in acciaio automatico zincato



Nominal Diameter D	R		Art.-No.
M 14 x1.25	9.5 mm	10	19136
M 14 x1.25	11.2 mm	10	19137
M 14 x1.25	12.7 mm	10	19138
M 14 x1.25	17.5 mm	10	19139

## Solid Thread Inserts LS

stainless steel

## inserti filetti LS

in acciaio inossidabile



Nominal Diameter D	R		Art.-No.
M 18 x1.5	9.0 mm	10	19147

## Wire Thread Inserts LS

INCONEL X750

## Filetti Riportati LS

di INCONEL X750



Nominal Diameter D	R		Art.-No.
M18 x1.5	9.0 mm	10	19149





## Refill Pack

Wire Thread Inserts - Type "S"

## Confezioni ricarica

Filetti Riportati - tipo standard



### DIN 8140

### Tol. ISO 2 (6H)

Nominal Diameter D	Piece pezzo	1,0 D Art.-No.	1,5 D Art.-No.	2,0 D Art.-No.	2,5 D Art.-No.	3,0 D Art.-No.
M 2 x 0,4	10	40202	40302	40402	40502	40602
M 2,2 x 0,45	10	40203	40303	40403	40503	40603
M 2,5 x 0,45	10	40204	40304	40404	40504	40604
M 3 x 0,5	10	40205	40305	40405	40505	40605
M 3,5 x 0,6	10	40206	40306	40406	40506	40606
M 4 x 0,7	10	40207	40307	40407	40507	40607
M 5 x 0,8	10	40208	40308	40408	40508	40608
M 6 x 1,0	10	40209	40309	40409	40509	40609
M 7 x 1,0	10	40210	40310	40410	40510	40610
M 8 x 1,25	10	40211	40311	40411	40511	40611
M 8 x 1,0	10	40212	40312	40412	40512	40612
M 9 x 1,25	5	40213	40313	40413	40513	40613
M 10 x 1,5	5	40215	40315	40415	40515	40615
M 10 x 1,25	5	40216	40316	40416	40516	40616
M 10 x 1,0	5	40217	40317	40417	40517	40617
M 11 x 1,5	5	40219	40319	40419	40519	40619
M 12 x 1,75	5	40221	40321	40421	40521	40621
M 12 x 1,5	5	40222	40322	40422	40522	40622
M 12 x 1,25	5	40223	40323	40423	40523	40623
M 12 x 1,0	5	40224	40324	40424	40524	40624
M 14 x 2,0	5	40225	40325	40425	40525	40625
M 14 x 1,5	5	40226	40326	40426	40526	40626
M 14 x 1,25	5	40227	40327	40427	40527	40627
M 14 x 1,0	5	40231	40331	40431	40531	40631
M 16 x 2,0	5	40234	40334	40434	40534	40634
M 16 x 1,5	5	40235	40335	40435	40535	40635
M 18 x 2,5	5	40236	40336	40436	40536	40636
M 18 x 2,0	5	40237	40337	40437	40537	40637
M 18 x 1,5	5	40238	40338	40438	40538	40638
M 20 x 2,5	5	40239	40339	40439	40539	40639
M 20 x 2,0	5	40240	40340	40440	40540	40640
M 20 x 1,5	5	40241	40341	40441	40541	40641
M 22 x 2,5	5	40242	40342	40442	40542	40642
M 22 x 2,0	5	40243	40343	40443	40543	40643
M 22 x 1,5	5	40244	40344	40444	40544	40644
M 24 x 3,0	5	40245	40345	40445	40545	40645
M 24 x 2,0	5	40246	40346	40446	40546	40646
M 24 x 1,5	5	40247	40347	40447	40547	40647

## Thread Repair Kits for spark plug thread

### Filetti Riportati per filetti della candela di accensione

Nominal Diameter D	Piece pezzo	8,40 mm Art.-No.	12,40 mm Art.-No.	16,40 mm Art.-No.
M 14 x 1,25	5	40229	40228	40328



## Refill Pack

Wire Thread Inserts - Type "S"

## Confezioni ricarica

Filetti Riportati - tipo standard



## DIN 8140 Tol. 2B

Nominal Diameter D	Piece pezzo	1,0 D Art.-No.	1,5 D Art.-No.	2,0 D Art.-No.	2,5 D Art.-No.	3,0 D Art.-No.
<b>UNC</b>						
UNC No.2	10	44200	44300	44400	44500	44600
UNC No.4	10	44201	44301	44401	44501	44601
UNC No.5	10	44202	44302	44402	44502	44602
UNC No.6	10	44203	44303	44403	44503	44603
UNC No.8	10	44204	44304	44404	44504	44604
UNC No.10	10	44205	44305	44405	44505	44605
UNC No.12	10	44206	44306	44406	44506	44606
UNC 1/4	10	44207	44307	44407	44507	44607
UNC 5/16	10	44208	44308	44408	44508	44608
UNC 3/8	5	44209	44309	44409	44509	44609
UNC 7/16	5	44210	44310	44410	44510	44610
UNC 1/2	5	44211	44311	44411	44511	44611
UNC 9/16	5	44212	44312	44412	44512	44612
UNC 5/8	5	44213	44314	44414	44513	44614
UNC 3/4	5	44216	44316	44416	44516	44616
UNC 7/8	5	44218	44318	44418	44518	44618
UNC 1"	5	44219	44319	44419	44519	44619
<b>UNF</b>						
UNF No.4	10	44221	44321	44421	44521	44621
UNF No.6	10	44222	44322	44422	44522	44622
UNF No.8	10	44223	44323	44423	44523	44623
UNF No.10	10	44224	44324	44424	44524	44624
UNF 1/4	10	44225	44325	44425	44525	44625
UNF 5/16	10	44226	44326	44426	44526	44626
UNF 3/8	5	44227	44327	44427	44527	44627
UNF 7/16	5	44228	44328	44428	44528	44628
UNF 1/2	5	44229	44329	44429	44529	44629
UNF 9/16	5	44230	44330	44430	44530	44630
UNF 5/8	5	44231	44331	44431	44531	44631
UNF 3/4	5	44233	44333	44433	44533	44633
UNF 7/8	5	44235	44335	44435	44535	44635
UNF 1"x12	5	44237	44337	44437	44537	44637



## Refill Pack

Wire Thread Inserts - Type "S"

## Confezioni ricarica

Filetti Riportati - tipo standard



## DIN 8140

Nominal Diameter D	Piece pezzo	1,0 D Art.-No.	1,5 D Art.-No.	2,0 D Art.-No.	2,5 D Art.-No.	3,0 D Art.-No.
-----------------------	----------------	-------------------	-------------------	-------------------	-------------------	-------------------

### BSW

BSW 1/8	10	44241	44341	44441	44541	44641
BSW 3/16	10	44242	44342	44442	44542	44642
BSW 1/4	10	44243	44343	44443	44543	44643
BSW 5/16	10	44244	44344	44444	44544	44644
BSW 3/8	5	44245	44345	44445	44545	44645
BSW 7/16	5	44246	44346	44446	44546	44646
BSW 1/2	5	44247	44347	44447	44547	44647
BSW 9/16	5	44248	44348	44448	44548	44648
BSW 5/8	5	44249	44349	44449	44549	44649
BSW 3/4	5	44251	44351	44451	44551	44651
BSW 7/8	5	44253	44353	44453	44553	44653
BSW 1"	5	44255	44355	44455	44555	44655

### BSF

BSF 3/16	10	44262	44362	44462	44562	44662
BSF 1/4	10	44263	44363	44463	44563	44663
BSF 5/16	10	44265	44365	44465	44565	44665
BSF 3/8	5	44266	44366	44466	44566	44666
BSF 7/16	5	44267	44367	44467	44567	44667
BSF 1/2	5	44268	44368	44468	44568	44668
BSF 9/16	5	44269	44369	44469	44569	44669
BSF 5/8	5	44270	44370	44470	44570	44670
BSF 3/4	5	44272	44372	44472	44572	44672
BSF 7/8	5	44274	44374	44474	44574	44674
BSF 1"	5	44276	44376	44476	44576	44676

### G(BSP)

G 1/8	5		44380			
G 1/4	5		44381			
G 3/8	5		44382			
G 1/2	5		44383			



## THREAD REPAIR KITS KIT RIPRISTINA FILETTI



**V-COIL** rapid  
THREAD INSERT SYSTEM ■ ■ ■



= application flexibility  
= Flessibilità di utilizzo

### Advantages:

- all tools with 1/4" Hexagon Drive
- to be used by hand or cordless powertool
- no adjustment by hand while assembling
- handy, even in awkward places

### Vantaggi:

- Tutti gli utensili con attacco esagonale da 1/4"
- Per uso a mano o per uso con avvitatori a batteria
- Nessun tipo di regolazione a mano durante l'impiego
- A mano per uso anche in luoghi ristretti

**V-COIL**  
THREAD INSERT SYSTEM ■ ■ ■



= three drive changes  
= tre sistemi di manovra



## THREAD REPAIR KITS KIT RIPRISTINA FILETTI

---

	V-COIL	V-COIL rapid	V-COIL Automotive
M / MF	21 - 23	20	29 - 32
UNC	24		
UNF	25		
UNx8	26		
BSW	27		
BSF	27		
G (BSP)	28		



## Thread Repair Kits V-COIL rapid

Wire Thread Inserts 1,5 D

## Kit Ripristina Filetti V-COIL rapid

Filetti Riportati - tipo standard 1,5 D



						Art.-No.
--	--	--	--	--	--	----------

### M

M	2.5 x 0.45	2.6 mm	08090	07090	1/4"	10	04303
M	3 x 0.5	3.2 mm	08091	07091	1/4"	10	04305
M	4 x 0.7	4.2 mm	08092	07092	1/4"	10	04307
M	5 x 0.8	5.2 mm	08093	07093	1/4"	10	04309
M	6 x 1.0	6.3 mm	08094	07094	1/4"	10	04310
M	8 x 1.25	8.3 mm	08095	07095	1/4"	10	04312
M	10 x 1.5	10.4 mm	08096	07096	1/4"	10	04316
M	12 x 1.75	12.4 mm	08097	07097	1/4"	6	04321







## Thread Repair Kits

Wire Thread Inserts 1,5 D

## Kit Ripristina Filetti

Filetti Riportati - tipo standard 1,5 D



Art.-No.

### M

M	2 x 0.4	2.1 mm	No. 2	No. 2	20	04001
M	2.5 x 0.45	2.6 mm	No. 3	No. 3	20	04003
M	3 x 0.5	3.2 mm	No. 4	No. 4	20	04005
M	3.5 x 0.6	3.7 mm	No. 5	No. 5	20	04006
M	4 x 0.7	4.2 mm	No. 6	No. 6	20	04007
M	5 x 0.8	5.2 mm	No. 8	No. 8	20	04009
M	6 x 1.0	6.3 mm	No. 9	No. 9	20	04010
M	7 x 1.0	7.3 mm	No. 10	No. 11	20	04011
M	8 x 1.25	8.3 mm	No. 11	No. 11	20	04012
M	8 x 1.0	8.3 mm	No. 11	No. 11	20	04013
M	9 x 1.25	9.3 mm	No. 12	No. 12	15	04014
M	10 x 1.5	10.4 mm	No. 13	No. 13	15	04016
M	10 x 1.25	10.3 mm	No. 13	No. 13	15	04017
M	10 x 1.0	10.3 mm	No. 13	No. 13	15	04018
M	11 x 1.5	11.4 mm	No. 14	No. 14	10	04019
M	12 x 1.75	12.4 mm	No. 15	No. 15	10	04021
M	12 x 1.5	12.4 mm	No. 15	No. 15	10	04022
M	12 x 1.25	12.3 mm	No. 15	No. 15	10	04023
M	12 x 1.0	12.3 mm	No. 15	No. 15	10	04024
M	14 x 2.0		No. 16		10	04028
M	14 x 1.5		No. 16		10	04029
M	14 x 1.25		No. 17		10	04030
M	14 x 1.0		No. 17		10	04031
M	16 x 2.0		No. 18		10	04032
M	16 x 1.5		No. 18		10	04033
M	18 x 2.5		No. 20		5	04034
M	18 x 2.0		No. 20		5	04035
M	18 x 1.5		No. 20		5	04036
M	20 x 2.5		No. 21		5	04037
M	20 x 2.0		No. 21		5	04038
M	20 x 1.5		No. 21		5	04039
M	22 x 2.5		No. 22		5	04040
M	22 x 2.0		No. 22		5	04041
M	22 x 1.5		No. 22		5	04042
M	24 x 3.0		No. 23		5	04043
M	24 x 2.0		No. 23		5	04044
M	24 x 1.5		No. 23		5	04045



## Thread Repair Kits

STI-taps, sets of 2 pcs.

Inserting Tool with Hexagon Drive

Wire Thread Inserts 1,5 D





## Kit Ripristina Filetti

Maschi STI, set di 2 pz.

Utensile per il Montaggio con attacco esagonale

Filetti Riportati - tipo standard 1,5 D



Size					Art.-No.
------	---	---	---	---	----------

<b>M</b>					
M 26 x 1.5	03049	08024	07349	10	04049
M 27 x 3.0	03050	08025	07350	10	04050
M 27 x 2.0	03051	08026	07351	10	04051
M 27 x 1.5	03052	08027	07352	10	04052
M 28 x 1.5	03053	08028	07353	10	04053
M 30 x 3.5	03054	08029	07354	10	04054
M 30 x 2.0	03055	08030	07355	10	04055
M 30 x 1.5	03056	08031	07356	10	04056
M 33 x 3.5	03057	08032	07357	10	04057
M 33 x 2.0	03058	08033	07358	10	04058
M 36 x 4.0	03060	08034	07360	10	04060
M 36 x 3.0	03061	08035	07361	10	04061
M 36 x 2.0	03062	08036	07362	10	04062
M 36 x 1.5	03063	08037	07363	10	04063
M 39 x 4.0	03064	08038	07364	10	04231
M 39 x 3.0	03065	08039	07365	10	04232
M 40 x 3.0	03066	08040	07368	10	04233
M 42 x 4.5	03067	08041	07372	10	04234
M 42 x 3.0	03068	08042	07373	10	04235
M 45 x 4.5	03069	08043	07377	10	04236
M 45 x 3.0	03070	08044	07378	10	04237
M 48 x 5.0	03071	08045	07382	10	04238
M 48 x 4.0	03076	08100	07384	10	04243
M 48 x 3.0	03072	08046	07383	10	04239
M 50 x 3.0	03073	08047	07387	10	04240
M 52 x 5.0	03074	08048	07390	10	04241
M 52 x 3.0	03075	08049	07391	10	04242



## Thread Repair Kits

with Machine Inserting Tool  
and STI-Machine Tap (Spiral Point)  
Wire Thread Inserts 1,5 D

## Kit Ripristina Filetti

con utensile per il montaggio a macchina  
e Maschi STI a Macchina (Forma B)  
Filetti Riportati - tipo standard 1,5 D



Art.-No.

### M

M	3 x 0.5	3.2 mm	No. 4	20	04070
M	4 x 0.7	4.2 mm	No. 6	20	04071
M	5 x 0.8	5.2 mm	No. 8	20	04072
M	6 x 1.0	6.3 mm	No. 9	20	04073
M	8 x 1.25	8.3 mm	No. 11	20	04074
M	10 x 1.5	10.4 mm	No. 13	15	04075
M	12 x 1.75	12.4 mm	No. 15	10	04076



## Thread Repair Kits

Wire Thread Inserts 1,5 D

## Kit Ripristina Filetti

Filetti Riportati - tipo standard 1,5 D



					Art.-No
<b>UNC</b>					
No. 2 x 56	2.4 mm	No. 2	No. 2	20	04100
No. 4 x 40	3.1 mm	No. 4	No. 4	20	04101
No. 5 x 40	3.4 mm	No. 4	No. 4	20	04106
No. 6 x 32	3.8 mm	No. 5	No. 5	20	04102
No. 8 x 32	4.4 mm	No. 6	No. 6	20	04103
No. 10 x 24	5.2 mm	No. 7	No. 6	20	04104
No. 12 x 24	5.8 mm	No. 8	No. 8	20	04105
1/4 x 20	6.7 mm	No. 9	No. 9	20	04107
5/16 x 18	8.3 mm	No. 10	No. 10	20	04108
3/8 x 16	9.9 mm	No. 12	No. 12	15	04109
7/16 x 14	11.6 mm	No. 14	No. 14	10	04110
1/2 x 13	13.0 mm	No. 15	No. 15	10	04111
9/16 x 12		No. 16		10	04112
5/8 x 11		No. 18		10	04113
3/4 x 10		No. 20		5	04114
7/8 x 9		No. 22		5	04115
1" x 8		No. 23		4	04116

## Thread Repair Kits

STI-taps, sets of 2 pcs.

Inserting Tool with Hexagon Drive

Wire Thread Inserts 1,5 D

## Kit Ripristina Filetti

Maschi STI, set di 2 pz.

Utensile per il Montaggio con attacco esagonale

Filetti Riportati - tipo standard 1,5 D



Size Dimensioni					Art.-No.
<b>UNC</b>					
1.1/8" x 7	03117	08050	08320	10	04117
1.1/4" x 7	03118	08051	08321	10	04118
1.3/8" x 6	03119	08052	08322	10	04119
1.1/2" x 6	03120	08053	08323	10	04135





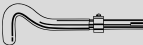


## Thread Repair Kits

Wire Thread Inserts 1,5 D

## Kit Ripristina Filetti

Filetti Riportati - tipo standard 1,5 D



					Art.-No.
<b>UNF</b>					
No. 4 x 48	3.0 mm	No. 4	No. 4	20	04120
No. 6 x 40	3.8 mm	No. 5	No. 5	20	04121
No. 8 x 36	4.4 mm	No. 6	No. 6	20	04122
No. 10 x 32	5.1 mm	No. 8	No. 8	20	04123
1/4 x 28	6.7 mm	No. 9	No. 9	20	04125
5/16 x 24	8.3 mm	No. 11	No. 11	20	04126
3/8 x 24	9.8 mm	No. 13	No. 13	15	04127
7/16 x 20	11.5 mm	No. 14	No. 14	10	04128
1/2 x 20	13.0 mm	No. 15	No. 15	10	04129
9/16 x 18		No. 16		10	04130
5/8 x 18		No. 18		10	04131
3/4 x 16		No. 21		5	04132
7/8 x 14		No. 22		5	04133
1" x 12		No. 23		4	04134
1" x 14		No. 23		4	04140

## Thread Repair Kits

STI-taps, sets of 2 pcs.

Inserting Tool with Hexagon Drive

Wire Thread Inserts 1,5 D





## Kit Ripristina Filetti

Maschi STI, set di 2 pz.

Utensile per il Montaggio con attacco esagonale

Filetti Riportati - tipo standard 1,5 D



Size Dimensioni					Art.-No.
<b>UNF</b>					
1.1/8" x 12	03166	08060	08396	10	04136
1.1/4" x 12	03167	08061	08397	10	04137
1.3/8" x 12	03168	08062	08398	10	04138
1.1/2" x 12	03169	08063	08399	10	04139












## Thread Repair Kits

Wire Thread Inserts 1,5 D

## Kit Ripristina Filetti

Filetti Riportati - tipo standard 1,5 D



					Art.-No.
---	---	---	---	--	----------

### BSW

1/8 x 40	3.4 mm	No. 4	No. 4	20	04141
3/16 x 24	5.0 mm	No. 8	No. 8	20	04142
1/4 x 20	6.7 mm	No. 9	No. 9	20	04143
5/16 x 18	8.3 mm	No. 10	No. 11	20	04144
3/8 x 16	9.9 mm	No. 12	No. 12	15	04145
7/16 x 14	11.5 mm	No. 14	No. 14	10	04146
1/2 x 12	13.0 mm	No. 15	No. 15	10	04147
9/16 x 12		No. 16		10	04148
5/8 x 11		No. 18		10	04149
3/4 x 10		No. 20		5	04150
7/8 x 9		No. 22		5	04151
1" x 8		No. 23		4	04152

### BSF

3/16 x 32	5.0 mm	No. 7	No. 6	20	04162
1/4 x 26	6.6 mm	No. 9	No. 9	20	04163
5/16 x 22	8.3 mm	No. 11	No. 11	20	04165
3/8 x 20	9.9 mm	No. 13	No. 13	15	04166
7/16 x 18	11.5 mm	No. 14	No. 14	10	04167
1/2 x 16	13.0 mm	No. 15	No. 15	10	04168
9/16 x 16		No. 16		10	04169
5/8 x 14		No. 18		10	04170
3/4 x 12		No. 20		5	04172
7/8 x 11		No. 22		5	04174
1" x 10		No. 23		4	04176





## Thread Repair Kits

for spark plug threads

Wire Thread Inserts

STI-Spark Plug Taps with Pilot Nose







## Kit Ripristina Filetti

per filetti della candela di accensione

Filetti Riportati

Maschi combinati STI



						Art.-No.
M 6 x 1.0	No. 9	10				04090
M 8 x 1.25	No. 11	10				04091
M 10 x 1.5	No. 13	10				04092
M 10 x 1.25	No. 13	10				04093
M 10 x 1.0	No. 13	10				04094
M 12 x 1.25	No. 15	10				04095
M 14 x 1.25	No. 17		5	5	5	04096
M 18 x 1.5	No. 20	5				04097



## Thread Repair Kits

for spark plug thread M 14x1,25

HexTap SP

Solid Thread Inserts SP






## Kit Ripristina Filetti


per filetti della candela di accensione M 14x1,25

HexTap SP

inserti filetti SP



						Art.-No.
16-XL	M 16 x 1.25				16	19111
16-2M	M 16 x 1.25	5		11		19112
16-4	M 16 x 1.25	4	4	4	4	19113
16-2L	M 16 x 1.25			8	8	19114
10-S	M 16 x 1.25	10				19115
10-M	M 16 x 1.25		10			19116
10-L	M 16 x 1.25			10		19117
10-XL	M 16 x 1.25				10	19118
10-2L	M 16 x 1.25			5	5	19119





## Solid Inserts LS (19147)

inserti filetti LS (19147)







## THREAD REPAIR WORKSHOP KITS KIT RIPRISTINA FILETTI








	M	BSW/BSF	UNC/UNF
V-COIL	34 - 35	37	37
V-COIL rapid	36		
with Machine Inserting Tool con utensile per il montaggio a macchina	38		
V-COIL Automotive	39		



## Thread Repair Workshop Kits

### Kit Ripristina Filetti



							Art.-No.
				1,0	1,5	2,0	

#### VC80 / M 5 - M 12

M 5 x 0.8	5.2 mm	No. 8	No. 8	10	10	10	04080
M 6 x 1.0	6.3 mm	No. 9	No. 9	10	10	10	
M 8 x 1.25	8.3 mm	No. 11	No. 11	10	10	10	
M 10 x 1.5	10.4 mm	No. 13	No. 13	10	10	10	
M 12 x 1.75	12.4 mm	No. 15	No. 15	5	5	5	








## Thread Repair Workshop Kits

Wire Thread Inserts 1,5 D

### Kit Ripristina Filetti

Filetti Riportati - tipo standard 1,5 D



					Art.-No.
<b>VC81 / M 5 - M 12</b>					04081
M 5 x 0.8	5.2 mm	No. 8	No. 8	25	
M 6 x 1.0	6.3 mm	No. 9	No. 9	25	
M 8 x 1.25	8.3 mm	No. 11	No. 11	25	
M 10 x 1.5	10.4 mm	No. 13	No. 13	25	
M 12 x 1.75	12.4 mm	No. 15	No. 15	10	
<b>VC82 / M 6 - M 14 x 1.25 / NP</b>					04082
M 6 x 1.0	6.3 mm	No. 9	No. 9	25	
M 8 x 1.25	8.3 mm	No. 11	No. 11	25	
M 10 x 1.5	10.4 mm	No. 13	No. 13	25	
M 12 x 1.75	12.4 mm	No. 15	No. 15	10	
M 14 x 1.25		No. 17		10	
<b>VC83 / M 6 - M 14 x 1.25 / PT (*Spark Plug / per candele)</b>					04083
M 6 x 1.0	6.3 mm	No. 9	No. 9	25	
M 8 x 1.25	8.3 mm	No. 11	No. 11	25	
M 10 x 1.5	10.4 mm	No. 13	No. 13	25	
M 12 x 1.75	12.4 mm	No. 15	No. 15	10	
M 14 x 1.25*		No. 17		10	
<b>VC85 / M 6 - M 10</b>					04085
M 6 x 1.0	6.3 mm	No. 9	No. 9	25	
M 8 x 1.25	8.3 mm	No. 11	No. 11	25	
M 10 x 1.5	10.4 mm	No. 13	No. 13	25	



## Thread Repair Workshop Kits V-COIL rapid

Wire Thread Inserts 1,5 D

### Kit Ripristina Filetti V-COIL rapid

Filetti Riportati - tipo standard 1,5 D



						Art.-No.
---	---	---	---	---	---	----------

#### VC381 / M 5 - M 12

04381

M 5 x 0.8	5.2 mm	08093	07093	1/4"	10
M 6 x 1.0	6.3 mm	08094	07094	1/4"	10
M 8 x 1.25	8.3 mm	08095	07095	1/4"	10
M 10 x 1.5	10.4 mm	08096	07096	1/4"	10
M 12 x 1.75	12.4 mm	08097	07097	1/4"	10

#### VC385 / M 6 - M 10

04385

M 6 x 1.0	6.3 mm	08094	07094	1/4"	10
M 8 x 1.25	8.3 mm	08095	07095	1/4"	10
M 10 x 1.5	10.4 mm	08096	07096	1/4"	10







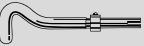


## Thread Repair Workshop Kits

Wire Thread Inserts 1,5 D

### Kit Ripristina Filetti

Filetti Riportati - tipo standard 1,5 D



    						Art.-No.
<b>UNC 1/4 - 1/2"</b>						04184
UNC 1/4 x 20	6.7 mm	No. 9	No. 9	25		
UNC 5/16 x 18	8.3 mm	No. 10	No. 11	25		
UNC 3/8 x 16	9.9 mm	No. 12	No. 12	25		
UNC 7/16 x 14	11.6 mm	No. 14	No. 14	10		
UNC 1/2 x 13	13.0 mm	No. 15	No. 15	10		
<b>UNF 1/4 - 1/2"</b>						04185
UNF 1/4 x 28	6.7 mm	No. 9	No. 9	25		
UNF 5/16 x 24	8.3 mm	No. 11	No. 11	25		
UNF 3/8 x 24	9.8 mm	No. 13	No. 13	25		
UNF 7/16 x 20	11.5 mm	No. 14	No. 14	10		
UNF 1/2 x 20	13.0 mm	No. 15	No. 15	10		
<b>BSW 1/4 - 1/2"</b>						04186
BSW 1/4 x 20	6.7 mm	No. 9	No. 9	25		
BSW 5/16 x 18	8.3 mm	No. 10	No. 11	25		
BSW 3/8 x 16	9.9 mm	No. 12	No. 12	25		
BSW 7/16 x 14	11.5 mm	No. 14	No. 14	10		
BSW 1/2 x 12	13.0 mm	No. 15	No. 15	10		
<b>BSF 1/4 - 1/2"</b>						04187
BSF 1/4 x 26	6.6 mm	No. 9	No. 9	25		
BSF 5/16 x 22	8.3 mm	No. 11	No. 11	25		
BSF 3/8 x 20	9.9 mm	No. 12	No. 12	25		
BSF 7/16 x 18	11.5 mm	No. 14	No. 14	10		
BSF 1/2 x 16	13.0 mm	No. 15	No. 15	10		





## Thread Repair Workshop Kits

with Machine Inserting Tools  
and STI-Machine Taps (Spiral Point)  
Wire Thread Inserts 1,5 D

### Kit Ripristina Filetti

con utensile per il montaggio a macchina  
e Maschi STI a Macchina con imbocco corretto  
Filetti Riportati - tipo standard 1,5 D



Art.-No.

#### VC87 / M 5 - M 12

04087

M 5 x 0.8	5.2 mm	M 5	No. 8	25
M 6 x 1.0	6.3 mm	M 6	No. 9	25
M 8 x 1.25	8.3 mm	M 8	No. 11	25
M 10 x 1.5	10.4 mm	M 10	No. 13	25
M 12 x 1.75	12.4 mm	M 12	No. 15	10



## Oil Sump Repair Workshop Kits

for oil drain screw threads





HexTap OS, screws and retainer ring

## Gamma riparazione coppa olio

per filetti do parafuso de drenagem do óleo

HexTap OS, viti e anelli di tenuta



				Art.-No.
<b>OS 20</b>				19120
M 13 x 1.5	5	10		
M 15 x 1.5	5	10		
M 17 x 1.5	5	10		
<b>OS 21</b>				19121
M 20 x 1.5	5	10	10	
M 24 x 1.5	5	10	10	
<b>OS 22</b>				19122
M 13 x 1.5	3	3		
M 15 x 1.5	3	3		
M 17 x 1.5	3	3		
M 20 x 1.5	3	3	3	
M 24 x 1.5	3	3	3	







## INSERTING TOOLS UTENSILI PER IL MONTAGGIO



### Advantages:

- easy handling
- one tool for various dimensions

### Vantaggi:

- Facile utilizzo
- Un unico utensile per più grandezze



### Advantages:

- with Hexagon Drive
- to be used by hand or cordless powertool
- no adjustment by hand while assembling
- handy, even in awkward places

### Vantaggi:

- Con attacco esagonale
- Per uso a mano o per uso con avvitatori a batteria
- Nessun tipo di regolazione a mano durante l'impiego
- A mano per uso anche in luoghi ristretti



## INSERTING TOOLS UTENSILI PER IL MONTAGGIO

---

Inserting Tools with locking ring  
Utensili per il Montaggio manuale con anello d'arresto

42

Inserting Tools with Hexagon Drive  
Utensile per il Montaggio con attacco esagonale

43 - 44

Machine Inserting Tool  
Utensile per il Montaggio a Macchina

45

Tang Break Tools  
Attrezzi rottura codolo

46

Extracting Tools  
Estrattori

46



## Inserting Tools

with locking ring

## Utensili per il Montaggio manuale

con anello d'arresto



No.	Metric Metrico	UNC / UNF BSW / BSF	Art.No.
2	M 2 x 0.4 M 2.2 x 0.45	UNC No. 2	08002
3	M 2.5 x 0.45		08003
4	M 3 x 0.5	UNC No. 5 UNC/UNF No. 4 BSW 1/8	08004
5	M 3.5 x 0.6	UNC/UNF No. 6	08005
6	M 4 x 0.7	UNC/UNF No. 8 BSW 3/16	08006
7		UNC No. 10 UNF No. 10	08007
8	M 5 x 0.8	UNC No. 12 BSW 3/16	08008
9	M 6 x 1.0	UNC/UNF 1/4 BSW/BSF 1/4	08009
10	M 7 x 1.0	UNC/BSW 5/16	08010
11	M 8 x 1.25 M 8 x 1.0	UNF/BSF 5/16	08011
12	M 9 x 1.25 M 9 x 1.0	UNC/BSW 3/8	08012
13	M 10 x 1.5 M 10 x 1.0 M 10 x 1.25	UNF/BSF 3/8	08013
14	M 11 x 1.5 M 11 x 1.25	UNC/UNF 7/16 BSW/BSF 7/16	08014
15	M 12 x 1.75 M 12 x 1.5 M 12 x 1.25 M 12 x 1.0	UNC/UNF 1/2 BSW/BSF 1/2	08015
16	M 14 x 2.0 M 14 x 1.5	UNC/UNF 9/16 BSW/BSF 9/16	08016
17	M 14 x 1.25 M 14 x 1.0		08017
18	M 16 x 2.0 M 16 x 1.5	UNC/UNF 5/8 BSW/BSF 5/8	08018
20	M 18 x 2.5 M 18 x 2.0 M 18 x 1.5	UNC 3/4 BSW/BSF 3/4	08020
21	M 20 x 2.5 M 20 x 2.0 M 20 x 1.5	UNF 3/4	08021
22	M 22 x 2.5 M 22 x 2.0 M 22 x 1.5	UNC/UNF 7/8 BSW/BSF 7/8	08022
23	M 24 x 3.0 M 24 x 2.0 M 24 x 1.5	UNC/UNF 1" BSW/BSF 1"	08023




## Inserting Tools

with Hexagon Drive

## Utensile per il Montaggio

con attacco esagonale



Nominal Diameter D		Art.No.
<b>M</b>		
M 2.5 x 0.45	1/4"	08090
M 3 x 0.5	1/4"	08091
M 4 x 0.7	1/4"	08092
M 5 x 0.8	1/4"	08093
M 6 x 1.0	1/4"	08094
M 8 x 1.25	1/4"	08095
M 10 x 1.5	1/4"	08096
M 12 x 1.75	1/4"	08097
M 26 x 1.5	1/2"	08024
M 27 x 3.0	1/2"	08025
M 27 x 2.0	1/2"	08026
M 27 x 1.5	1/2"	08027
M 28 x 1.5	1/2"	08028
M 30 x 3.5	1/2"	08029
M 30 x 2.0	1/2"	08030
M 30 x 1.5	1/2"	08031
M 33 x 3.5	1/2"	08032
M 33 x 2.0	1/2"	08033
M 36 x 4.0	1/2"	08034
M 36 x 3.0	1/2"	08035
M 36 x 2.0	1/2"	08036
M 36 x 1.5	1/2"	08037
M 39 x 4.0	3/4"	08038
M 39 x 3.0	3/4"	08039
M 40 x 3.0	3/4"	08040
M 42 x 4.5	3/4"	08041
M 42 x 3.0	3/4"	08042
M 45 x 4.5	3/4"	08043
M 45 x 3.0	3/4"	08044
M 48 x 5.0	3/4"	08045
M 48 x 4.0	3/4"	08100
M 48 x 3.0	3/4"	08046
M 50 x 3.0	3/4"	08047
M 52 x 5.0	3/4"	08048
M 52 x 3.0	3/4"	08049
<b>G (BSP)</b>		
1/8 x 28	1/4"	08080
1/4 x 19	1/4"	08081
3/8 x 19	1/4"	08082
1/2 x 14	1/4"	08083
5/8 x 14	1/2"	08084
3/4 x 14	1/2"	08085
7/8 x 14	1/2"	08086
1" x 11	1/2"	08087







## Tang Break Tools

### Attrezzi rottura codolo



No.	Metric Metrico	UNC / UNF BSW / BSF	Art.No.
2	M 2 x 0.4 M 2.2 x 0.45	UNC No. 2	07002
3	M 2.5 x 0.45		07003
4	M 3 x 0.5	UNC/UNF No. 4	07004
5	M 3.5 x 0.6	UNC/UNF No. 6	07005
6	M 4 x 0.7	UNC No. 10 UNC/UNF No. 8 BSF 3/16	07006
8	M 5 x 0.8	UNF No. 10 UNC No. 12 BSW 3/16	07008
9	M 6 x 1.0	UNC/UNF 1/4 BSW/BSF 1/4	07009
11	M 8 x 1.0 M 8 x 1.25	UNC/UNF 5/16 BSW/BSF 5/16	07011
12	M 9 x 1.0 M 9 x 1.25	UNC 3/8 BSW/BSF 3/8	07012
13	M 10 x 1.0 M 10 x 1.25	UNF 3/8	07013
14	M 11 x 1.5 M 11 x 1.25	UNC/UNF 7/16 BSW/BSF 7/16	07014
15	M 12 x 1.75 M 12 x 1.0	UNC/UNF 1/2 BSW/BSF 1/2	07015

#### V-COIL rapid

3	M 2,5 x 0.45	1/4" ⬡	07090
4	M 3 x 0.5	1/4" ⬡	07091
6	M 4 x 0.7	1/4" ⬡	07092
8	M 5 x 0.8	1/4" ⬡	07093
9	M 6 x 1.0	1/4" ⬡	07094
11	M 8 x 1.25	1/4" ⬡	07095
13	M 10 x 1.5	1/4" ⬡	07096
15	M 12 x 1.75	1/4" ⬡	07097

## Extracting Tools

### Estrattori



No.	Metric Metrico	Inch pollice	Art.-No.
2	M 3 - M 10	3/16 - 3/8	07052
3	M 11 - M 24	3/8 - 1"	07053





## STI-TAPS MASCHI STI

	M MF	BSW BSF	UNC UNF UNX8	G BSP
Second Lead (Form D) Imbocco Forma D	48	52	50	54
Sets of 2 pcs. Set di 2 pz.	49		51	53
Spiral Point Imbocco coretto	56			
Spiral Flute Elicoidali	57			
Spark Plug Taps Maschi combinati STI per candele	55			
Fluteless Taps Maschi a rullare	58			
STI-Drills Punte STI	61			

## V-COIL rapid + AUTOMOTIVE

STI-Taps Maschi STI	59			
STI-Drills Punte STI	59			
HexTap OS	60			
HexTap SP	60			
HexTap LS	60			
Oil Drain Screws Tappo di scarico dell'olio	62			
Retainer Ring OS anelli di tenuta	62			



## STI-Taps (Second Lead) for Wire-Thread-Inserts ISO 2 (6H)

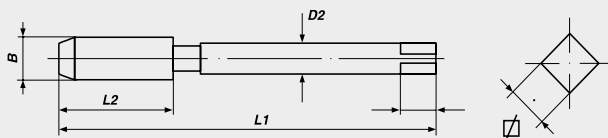
**Maschi STI**  
per inserti riportati dopo ISO 2 (6H)



**Form D HSS-G Tol. ISO1 (4H)**

**M**

Nominal Diameter D	P	B	L1	L2	D2	☒	Art.-No.
M 2	x 0.40	2.5	44.5	9.5	2.8	2.24	03001
M 2.5	x 0.45	3.1	48.0	11.0	3.15	2.50	03003
M 3	x 0.5	3.6	53.0	13.0	4.0	3.15	03005
M 3.5	x 0.6	4.3	53.0	13.0	4.5	3.55	03006
M 4	x 0.7	4.9	58.0	16.0	5.0	4.00	03007
M 5	x 0.8	6.0	66.0	19.0	6.3	5.00	03008
M 6	x 1.0	7.3	72.0	22.0	8.0	6.30	03009
M 7	x 1.0	8.3	72.0	22.0	9.0	7.10	03010
M 8	x 1.25	9.6	80.0	24.0	10.0	8.00	03011
M 8	x 1.0	9.3	80.0	24.0	10.0	8.00	03012
M 9	x 1.5	11.0	85.0	25.0	8.0	6.30	03014
M 9	x 1.25	10.6	85.0	25.0	8.0	6.30	03013
M 10	x 1.5	11.9	89.0	29.0	9.0	7.10	03015
M 10	x 1.25	11.6	85.0	25.0	8.0	6.30	03016
M 10	x 1.0	11.3	85.0	25.0	8.0	6.30	03017
M 11	x 1.5	12.9	89.0	29.0	9.0	7.10	03018
M 11	x 1.25	12.6	89.0	29.0	9.0	7.10	03019
M 12	x 1.75	14.3	95.0	30.0	11.2	9.00	03020
M 12	x 1.5	14.0	95.0	30.0	11.2	9.00	03021
M 12	x 1.25	13.6	95.0	30.0	11.2	9.00	03022
M 12	x 1.0	13.3	95.0	30.0	11.2	9.00	03023
M 14	x 2.0	16.6	102.0	32.0	12.5	10.00	03027
M 14	x 1.5	16.0	102.0	32.0	12.5	10.00	03028
M 14	x 1.25	15.6	102.0	32.0	12.5	10.00	03029
M 14	x 1.0	15.3	102.0	32.0	12.5	10.00	03030
M 16	x 2.0	18.6	112.0	37.0	14.0	11.20	03033
M 16	x 1.5	18.0	104.0	29.0	14.0	11.20	03034
M 18	x 2.5	21.3	118.0	38.0	16.0	12.50	03035
M 18	x 2.0	20.6	104.0	29.0	14.0	11.20	03036
M 18	x 1.5	20.0	104.0	29.0	14.0	11.20	03037
M 20	x 2.5	23.3	118.0	38.0	16.0	12.50	03038
M 20	x 2.0	22.6	113.0	33.0	16.0	12.50	03039
M 20	x 1.5	22.0	113.0	33.0	16.0	12.50	03040
M 22	x 2.5	25.3	130.0	45.0	18.0	14.00	03041
M 22	x 2.0	24.6	120.0	35.0	18.0	14.00	03042
M 22	x 1.5	24.0	120.0	35.0	18.0	14.00	03043
M 24	x 3.0	27.9	138.0	48.0	20.0	16.00	03044
M 24	x 2.0	26.6	127.0	37.0	20.0	16.00	03045
M 24	x 1.5	26.0	120.0	35.0	18.0	14.00	03046





**STI-Taps, set of 2 pcs.**  
for Wire-Thread-Inserts ISO 2 (6H)

**Maschi STI, Set di 2 pz.**  
per inserti riportati dopo ISO 2 (6H)

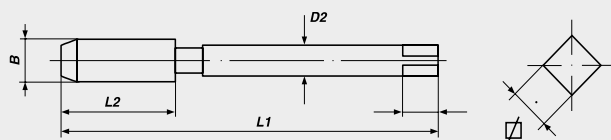


**HSS-G**

**Tol. ISO1 (4H)**

**M**

Nominal Diameter D	P	B	L1	L2	D2	☒	Art.-No.
M 26	x 1.5	28.0	127	37	20.0	16.0	03049
M 27	x 3.0	30.9	151	51	22.4	18.0	03050
M 27	x 2.0	29.6	127	37	20.0	16.0	03051
M 27	x 1.5	29.0	127	37	20.0	16.0	03052
M 28	x 1.5	30.0	127	37	20.0	16.0	03053
M 30	x 3.5	34.6	162	57	25.0	20.0	03054
M 30	x 2.0	32.6	137	37	22.4	18.0	03055
M 30	x 1.5	32.0	137	37	22.4	18.0	03056
M 33	x 3.5	37.6	162	57	25.0	20.0	03057
M 33	x 2.0	35.6	144	37	25.0	20.0	03058
M 36	x 4.0	41.2	170	60	28.0	22.4	03060
M 36	x 3.0	39.9	170	60	28.0	22.4	03061
M 36	x 2.0	38.6	150	39	28.0	22.4	03062
M 36	x 1.5	38.0	150	39	28.0	22.4	03063
M 39	x 4.0	44.2	187	67	31.5	28.0	03064
M 39	x 3.0	42.9	149	39	28.0	26.0	03065
M 40	x 3.0	43.9	149	39	28.0	26.0	03066
M 42	x 4.5	47.9	187	67	31.5	28.0	03067
M 42	x 3.0	45.9	165	45	31.5	28.0	03068
M 45	x 4.5	50.9	200	70	35.5	31.0	03069
M 45	x 3.0	48.9	175	45	35.5	31.0	03070
M 48	x 5.0	54.5	200	70	35.5	31.0	03071
M 48	x 4.0	53.2	175	45	35.5	31.0	03076
M 48	x 3.0	51.9	175	45	35.5	31.0	03072
M 50	x 3.0	53.9	175	45	35.5	31.0	03073
M 52	x 5.0	58.5	221	76	40.0	34.0	03074
M 52	x 3.0	55.9	193	48	40.0	34.0	03075





## STI-Taps (Second Lead) for Wire-Thread-Inserts Tolerance 2B

**Maschi STI**  
per inserti riportati dopo tolleranza 2B



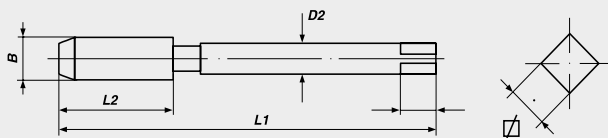
**Form D**

**HSS-G**

**Tol. 3B**

**UNC/UNF**

Nominal Diameter D	B	L1	L2	D2	☒	Art.-No.
<b>UNC/NC</b>						
No. 2 x 56	2.8	48.0	10.0	3.15	2.5	03100
No. 4 x 40	3.7	53.0	13.0	4.0	3.15	03101
No. 5 x 40	4.0	53.0	13.0	4.0	3.15	03102
No. 6 x 32	4.5	58.0	16.0	5.0	4.00	03103
No. 8 x 32	5.2	62.0	17.0	5.6	4.50	03104
No. 10 x 24	6.2	66.0	19.0	6.3	5.00	03105
No. 12 x 24	6.9	66.0	19.0	7.1	5.60	03106
1/4 x 20	8.0	72.0	22.0	8.0	6.30	03107
5/16 x 18	9.8	80.0	24.0	10.0	8.00	03108
3/8 x 16	11.6	85.0	25.0	8.0	6.30	03109
7/16 x 14	13.5	95.0	30.0	11.2	9.00	03110
1/2 x 13	15.2	102.0	32.0	12.5	10.00	03111
9/16 x 12	17.0	112.0	37.0	14.0	11.20	03112
5/8 x 11	18.9	112.0	37.0	14.0	11.20	03113
3/4 x 10	22.4	118.0	38.0	16.0	12.50	03114
7/8 x 9	25.9	130.0	45.0	18.0	14.00	03115
1" x 8	29.5	138.0	48.0	20.0	16.00	03116
<b>UNF/NF</b>						
No. 4 x 48	3.5	53.0	13.0	4.0	3.15	03151
No. 6 x 40	4.3	53.0	13.0	4.5	3.55	03152
No. 8 x 36	5.1	62.0	17.0	5.6	4.50	03153
No. 10 x 32	5.9	66.0	19.0	6.3	5.00	03154
1/4 x 28	7.5	69.0	19.0	8.0	6.30	03155
5/16 x 24	9.3	76.0	20.0	10.0	8.00	03156
3/8 x 24	10.9	82.0	22.0	8.0	6.30	03157
7/16 x 20	12.8	84.0	24.0	9.0	7.10	03158
1/2 x 20	14.4	90.0	25.0	11.2	9.00	03159
9/16 x 18	16.1	104.0	29.0	12.5	10.00	03160
5/8 x 18	17.7	104.0	29.0	14.0	11.20	03161
3/4 x 16	21.1	104.0	29.0	14.0	11.20	03162
7/8 x 14	24.6	120.0	35.0	18.0	14.00	03163
1" x 12	28.2	127.0	37.0	20.0	16.00	03164
1" x 14	27.8	127.0	37.0	20.0	16.00	03165



**STI-Taps, sets of 2 pcs.**

for Wire-Thread-Inserts Tolerance 2B

**Maschi STI, Set di 2 pz.**

per inserti riportati dopo tolleranza 2B

**HSS-G****Tol. 3B****UNC/UNF**

Nominal Diameter D	B	L1	L2	D2	☒	Art.-No.
-----------------------	---	----	----	----	---	----------

**UNC/NC**

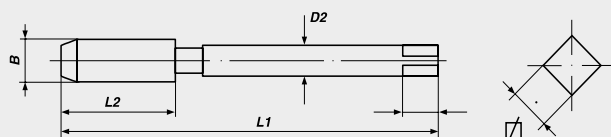
1.1/8 x 7	33.3	151	51	22.4	18.0	03117
1.1/4 x 7	36.5	162	57	25.0	20.0	03118
1.3/8 x 6	40.4	170	60	28.0	22.4	03119
1.1/2 x 6	43.6	187	67	31.5	25.0	03120

**UNF/NF**

1.1/8 x 12	31.3	137	37	22.4	18.0	03166
1.1/4 x 12	34.5	144	39	25.0	20.0	03167
1.3/8 x 12	37.7	150	39	28.0	22.4	03168
1.1/2 x 12	40.9	150	39	28.0	22.4	03169

**UNx8**

1.1/8 x 8	1.1/4	151	51	22.4	18.0	03191
1.1/4 x 8	1.3/8	162	57	25.0	20.0	03192
1.3/8 x 8	1.1/2	170	60	28.0	22.4	03193
1.1/2 x 8	1.5/8	170	60	28.0	22.4	03194
1.5/8 x 8	1.3/4	187	67	31.5	25.0	03195
1.3/4 x 8	1.7/8	187	67	31.5	25.0	03196
1.7/8 x 8	2"	200	70	35.5	28.0	03197
2" x 8	2.1/8	200	70	35.5	28.0	03198





## STI-Taps (Second Lead) for Wire-Thread-Inserts

**Maschi STI**  
per inserti riportati



**Form D**

**HSS-G**

**BSW/BSF**

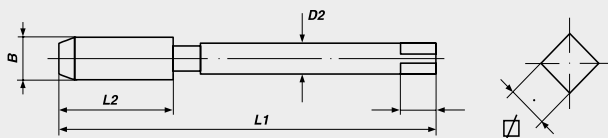
Nominal Diameter D	B	L1	L2	D2	☐	Art.-No.
-----------------------	---	----	----	----	---	----------

### BSW

1/8 x 40	3.9	53.0	13.0	4.0	3.15	03201
3/16 x 24	6.0	56.0	19.0	6.3	5.00	03202
1/4 x 20	7.8	72.0	22.0	8.0	6.30	03203
5/16 x 18	9.6	80.0	24.0	10.0	8.00	03204
3/8 x 16	11.4	85.0	25.0	8.0	6.30	03205
7/16 x 14	13.2	95.0	30.0	11.2	9.00	03206
1/2 x 12	15.2	102.0	32.0	12.5	10.00	03207
9/16 x 12	16.8	102.0	32.0	12.5	10.00	03208
5/8 x 11	18.6	112.0	37.0	14.0	11.20	03209
11/16 x 11	20.2	112.0	37.0	14.0	11.20	03210
3/4 x 10	22.0	118.0	38.0	16.0	12.50	03211
7/8 x 9	25.5	130.0	45.0	18.0	14.00	03212
1" x 8	29.1	138.0	48.0	20.0	16.00	03213

### BSF

3/16 x 32	5.7	66.0	19.0	6.3	5.00	03251
1/4 x 26	7.5	72.0	22.0	8.0	6.30	03253
5/16 x 22	9.3	80.0	24.0	10.0	8.00	03255
3/8 x 20	11.0	85.0	25.0	8.0	6.30	03256
7/16 x 18	12.8	89.0	29.0	9.0	7.10	03257
1/2 x 16	14.6	95.0	30.0	11.2	9.00	03258
9/16 x 16	16.2	102.0	32.0	12.5	10.00	03259
5/8 x 14	18.0	112.0	37.0	14.0	11.20	03260
11/16 x 14	19.6	112.0	37.0	14.0	11.20	03261
3/4 x 12	21.5	118.0	38.0	16.0	12.50	03262
7/8 x 11	24.9	130.0	45.0	18.0	14.00	03264
1" x 10	28.4	138.0	48.0	20.0	16.00	03265





**STI-Taps, sets of 2 pcs.**  
for Wire-Thread-Inserts

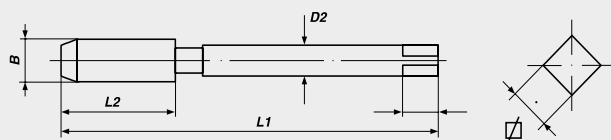
**Maschi STI, Set di 2 pz.**  
per inserti riportati



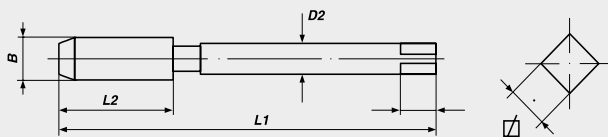
**HSS-G**

**G (BSP)**

Nominal Diameter D	B	L1	L2	D2	☑	Art.-No.
<b>G (BSP)</b>						
1/8 x 28	10.8	59	15	8.0	6.3	03311
1/4 x 19	14.7	67	19	11.2	9.0	03312
3/8 x 19	18.3	75	21	14.0	11.2	03313
1/2 x 14	23.1	87	26	16.0	12.5	03314
5/8 x 14	25.1	91	26	18.0	14.0	03315
3/4 x 14	28.6	96	28	20.0	16.0	03316
7/8 x 14	32.4	102	29	22.4	18.0	03318
1" x 11	36.0	109	33	25.0	20.0	03317









## STI-Spark Plug Taps with Pilot Nose

for Wire-Thread-Inserts ISO 2 (6H)

## Maschi combinati STI per candele

per inserti riportati dopo ISO 2 (6H)

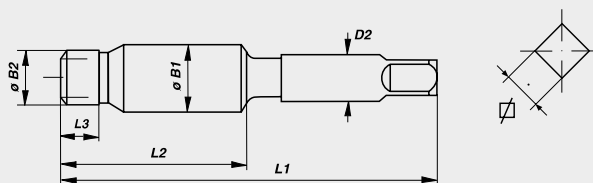


**HSS-G**

**Tol. ISO 1 (4H)**

**M**

Nominal Diameter D	P	B1	B2	L3	L2	L1	D2	☐	Art.-No.
M 6	x 1.0	7.3	6	7	28	70	8	6.3	03630
M 8	x 1.25	9.6	8	9	32	75	8	6.3	03631
M 10	x 1.5	11.9	10	9	37	80	9	7.1	03632
M 10	x 1.25	11.6	10	8	30	74	8	6.3	03637
M 10	x 1.0	11.3	10	8	30	74	8	6.3	03633
M 12	x 1.25	13.6	12	9	32	75	9	7.1	03634
M 14	x 1.25	15.6	14	10	45	90	12	9.2	03635
M 18	x 1.5	20.0	18	10	47	116	16	12.5	03636





## STI-Machine Taps (Spiral Point)

for Wire-Thread-Inserts ISO 2 (6H)

**Maschi STI a Macchina con imbocco coretto**  
per inserti riportati dopo ISO 2 (6H)



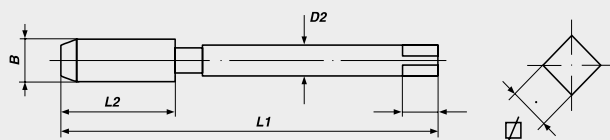
**Form B**

**HSS-E**

**Tol. ISO 1 (4H)**

**M**

Nominal Diameter D	P	B	L1	L2	D2	Ø	Art.-No.
M 3	x 0.5	3.6	53.0	13.0	4.0	3.15	03505
M 3.5	x 0.6	4.3	53.0	13.0	4.5	3.55	03506
M 4	x 0.7	4.9	58.0	16.0	5.0	4.00	03507
M 5	x 0.8	6.0	66.0	19.0	6.3	5.00	03508
M 6	x 1.0	7.3	72.0	22.0	8.0	6.40	03509
M 7	x 1.0	8.3	72.0	22.0	9.0	7.10	03510
M 8	x 1.25	9.6	80.0	24.0	10.0	8.00	03511
M 8	x 1.0	9.3	80.0	24.0	10.0	8.00	03512
M 10	x 1.5	11.9	89.0	29.0	9.0	7.10	03515
M 10	x 1.0	11.3	85.0	25.0	8.0	6.30	03517
M 12	x 1.75	14.3	95.0	30.0	11.2	9.00	03520
M 12	x 1.5	14.0	95.0	30.0	11.2	9.00	03521
M 12	x 1.25	13.6	95.0	30.0	11.2	9.00	03522
M 14	x 2.0	16.6	102.0	32.0	12.5	10.00	03527
M 14	x 1.5	16.0	102.0	32.0	12.5	10.00	03528
M 14	x 1.25	15.6	102.0	32.0	12.5	10.00	03529
M 16	x 2.0	18.6	112.0	37.0	14.0	11.20	03533





## STI-Machine Taps (Spiral Flute)

for Wire-Thread-Inserts ISO 2 (6H)

## Maschi STI a Macchina Elicoidali

per inserti riportati dopo ISO 2 (6H)



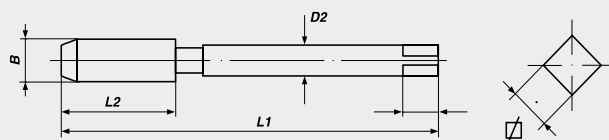
**Form C/35°RSP**

**HSS-E**

**Tol. ISO 1 (4H)**

**M**

Nominal Diameter D	P	B	L1	L2	D2	☒	Art.-No.
M 3	x 0.5	3.6	53.0	13.0	4.0	3.15	03705
M 3.5	x 0.6	4.3	53.0	13.0	4.5	3.55	03706
M 4	x 0.7	4.9	58.0	16.0	5.0	4.00	03707
M 5	x 0.8	6.0	66.0	19.0	6.3	5.00	03708
M 6	x 1.0	7.3	72.0	22.0	8.0	6.40	03709
M 7	x 1.0	8.3	72.0	22.0	9.0	7.10	03710
M 8	x 1.25	9.6	80.0	24.0	10.0	8.00	03711
M 8	x 1.0	9.3	80.0	24.0	10.0	8.00	03712
M 10	x 1.5	11.9	89.0	29.0	9.0	7.10	03715
M 10	x 1.0	11.3	85.0	25.0	8.0	6.30	03717
M 12	x 1.75	14.3	95.0	30.0	11.2	9.00	03720
M 12	x 1.5	14.0	95.0	30.0	11.2	9.00	03721
M 12	x 1.25	13.6	95.0	30.0	11.2	9.00	03722
M 14	x 2.0	16.6	102.0	32.0	12.5	10.00	03727
M 14	x 1.5	16.0	102.0	32.0	12.5	10.00	03728
M 14	x 1.25	15.6	102.0	32.0	12.5	10.00	03729
M 16	x 2.0	18.6	112.0	37.0	14.0	11.20	03733





## STI-Fluteless Taps

for Wire-Thread-Inserts ISO 2 (6H)

## Maschi a rullare STI


per inserti riportati dopo ISO 2 (6H)



## HSS-E

**Tol. ISO 1 (4H)**

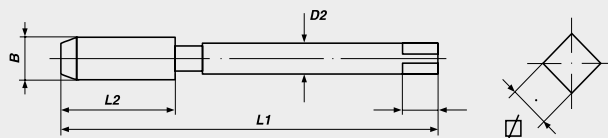
# M

Nominal Diameter D	P	B	L1	L2	D2		Art.-No.
M 3	x 0.5	3.6	53.0	13.0	4.0	3.15	03605
M 4	x 0.7	4.9	58.0	16.0	5.0	4.00	03607
M 5	x 0.8	6.0	66.0	19.0	6.3	5.00	03608
M 6	x 1.0	7.3	72.0	22.0	8.0	6.40	03609
M 8	x 1.25	9.6	80.0	24.0	10.0	8.00	03611
M 10	x 1.5	11.9	89.0	29.0	9.0	7.10	03615
M 12	x 1.75	14.3	95.0	30.0	11.2	9.00	03620

## RECOMMENDED CORE HOLE DIAMETER

## PREFORI PER MASCHI RACCOMANDATO

D	M 3	M 4	M 5	M 6	M 8	M 10	M 12
Ø	3,4	4,6	5,6	6,8	9,0	11,2	13,4





**STI-Taps V-COIL rapid**  
for Wire-Thread-Inserts ISO 2 (6H)

**Maschi STI V-COIL rapid**  
per inserti riportati dopo ISO 2 (6H)



**Form D      HSS-G      Tol. ISO 1 (4H)      M**

Nominal Diameter D	B	L 1	L 2	⬡	Art.-No.
M 2.5 x 0.45	3.1	36.0	11.0	1/4"	03090
M 3 x 0.5	3.6	36.0	11.0	1/4"	03091
M 4 x 0.7	4.9	36.0	13.0	1/4"	03092
M 5 x 0.8	6.0	36.0	16.0	1/4"	03093
M 6 x 1.0	7.3	36.0	17.0	1/4"	03094
M 8 x 1.25	9.6	42.0	20.0	1/4"	03095
M 10 x 1.5	11.9	50.0	24.0	1/4"	03096
M 12 x 1.75	14.3	50.0	29.0	1/4"	03097

**STI-Drills V-COIL rapid**

**Punte STI V-COIL rapid**



Nominal Diameter D	L 1	S 2	⬡	Art.-No.
2.6 mm	36.0	16.0	1/4"	03080
3.2 mm	36.0	16.0	1/4"	03081
4.2 mm	36.0	16.0	1/4"	03082
5.2 mm	46.0	26.0	1/4"	03083
6.3 mm	46.0	26.0	1/4"	03084
8.3 mm	46.0	26.0	1/4"	03085
10.4 mm	50.0	33.5	1/4"	03086
12.4 mm	50.0	33.5	1/4"	03087



## HexTap OS

for oil drain screw threads

## HexTap OS

per filetti do parafuso de drenagem do óleo



### Multi-Drive HSS-G Tol. ISO2 (6H)

Nominal Diameter D	Typ	L 1	L 2			Art.-No.
M 13 x 1.5	OS	50	21	16	4	19002
M 15 x 1.5	OS	50	21	16	4	19003
M 17 x 1.5	OS	50	21	16	5	19004
M 20 x 1.5	OS	50	21	16	6	19005
M 24 x 1.5	OS	50	21	16	8	19006

## HexTap SP

for spark plug thread M 14x1,25

## HexTap SP

per filetti della candela di accensione M 14x1,25



### Multi-Drive HSS-G Tol. ISO2 (6H)

Nominal Diameter D	Typ	L 1	L 2			Art.-No.
M 16 x 1.25	SP	70	41	16	4	19001

## HexTap LS

for oxygen sensor thread M 18x1,5

## HexTap LS

per filetti sonda Lambda M 18x1,5



### Multi-Drive HSS-G Tol. ISO2 (6H)


Nominal Diameter D	Typ	L 1	L 2			Art.-No.
M 18 x 1,5	LSN	40	27	14	6,3	19008
M 20 x 1,5	LS	50	21	14	6,3	19007



## STI-Drills

### Punte STI



Nominal Diameter D		Art.No.
2.1 mm	10	00021
2.3 mm	10	00023
2.4 mm	10	00024
2.6 mm	10	00026
3.0 mm	10	00030
3.1 mm	10	00031
3.2 mm	10	00032
3.4 mm	10	00034
3.7 mm	10	00037
3.8 mm	10	00038
4.2 mm	10	00042
4.4 mm	10	00044
4.5 mm	10	00045
5.0 mm	10	00050
5.1 mm	10	00051
5.2 mm	10	00052
5.8 mm	10	00058
5.9 mm	10	00059
6.0 mm	10	00060
6.2 mm	10	00062
6.3 mm	10	00063
6.6 mm	10	00066
6.7 mm	10	00067
7.3 mm	10	00073
8.3 mm	10	00083
9.3 mm	10	00093
9.8 mm	10	00098
9.9 mm	10	00099
10.3 mm	5	00103
10.4 mm	5	00104
11.4 mm	5	00114
11.5 mm	5	00115
11.6 mm	5	00116
12.3 mm	5	00123
12.4 mm	5	00124
13.0 mm	5	00130






## Oil Drain Screws

for oil sump threads


## Tappo di scarico dell'olio

per filetti de drenagem do óleo



A

B

Nominal Diameter D	Type Tipo	 Piece pezzo	Art.-No.
M 13 x 1.5	A	10	19130
M 15 x 1.5	A	10	19131
M 17 x 1.5	B	10	19132
M 20 x 1.5	B	10	19133
M 24 x 1.5	B	10	19134

## Retainer Ring OS

for oil drain screws

from copper (CU) and aluminium (ALU)



## anelli di tenuta OS

per tappo di scarico dell'olio

di rame (CU) ed alluminio (Alu)

Size	Type Tipo	for screws per vite	Piece pezzo	Art.-No.
15 x 19 x 1.5 mm	CU	M 13 x 1.5 M 15 x 1.5	25	19140
17 x 21 x 1.5 mm	CU	M 17 x 1.5	25	19141
20 x 24 x 1.5 mm	CU	M 20 x 1.5	25	19142
20 x 24 x 1.5 mm	ALU	M 20 x 1.5	25	19143
24 x 29 x 2.0 mm	CU	M 24 x 1.5	25	19144
24 x 29 x 2.0 mm	ALU	M 24 x 1.5	25	19145



## RECOMMENDED TAPPING DRILL SIZES V-COIL PREFORI PER MASCHI RACCOMANDATO V-COIL

D	P	Ø
M/MF		mm
M 2 x 0.40		2.10
M 2.5 x 0.45		2.60
M 3 x 0.5		3.20
M 3.5 x 0.6		3.70
M 4 x 0.7		4.20
M 5 x 0.8		5.20
M 6 x 1.0		6.30
M 7 x 1.0		7.30
M 8 x 1.0		8.30
M 8 x 1.25		8.30
M 9 x 1.25		9.30
M 9 x 1.5		9.50
M 10 x 1.0		10.30
M 10 x 1.25		10.30
M 10 x 1.5		10.40
M 11 x 1.25		11.40
M 11 x 1.5		11.40
M 12 x 1.0		12.30
M 12 x 1.25		12.30
M 12 x 1.5		12.40
M 12 x 1.75		12.40
M 14 x 1.0		14.30
M 14 x 1.25		14.40
M 14 x 1.5		14.40
M 14 x 2.0		14.50
M 16 x 1.5		16.40
M 16 x 2.0		16.50
M 18 x 1.5		18.50
M 18 x 2.0		18.50
M 18 x 2.5		18.60
M 20 x 1.5		20.50
M 20 x 2.0		20.50
M 20 x 2.5		20.60
M 22 x 1.5		22.50
M 22 x 2.0		22.50
M 22 x 2.5		22.60
M 24 x 1.5		24.50
M 24 x 2.0		24.50
M 24 x 3.0		24.75
M 26 x 1.5		26.50
M 27 x 1.5		27.50
M 27 x 2.0		27.50
M 27 x 3.0		27.75
M 28 x 1.5		28.50
M 30 x 1.5		30.50
M 30 x 2.0		30.50
M 30 x 3.5		31.00
M 33 x 2.0		33.50
M 33 x 3.5		34.00
M 36 x 1.5		36.50
M 36 x 2.0		36.50

D	P	Ø
M/MF		mm
M 36 x 3.0		37.00
M 36 x 4.0		37.00
M 39 x 3.0		39.90
M 39 x 4.0		40.20
M 40 x 3.0		40.90
M 42 x 3.0		42.90
M 42 x 4.5		43.40
M 45 x 3.0		45.90
M 45 x 4.5		46.40
M 48 x 3.0		48.90
M 48 x 4.0		49.20
M 48 x 5.0		49.50
M 50 x 3.0		50.90
M 52 x 3.0		52.90
M 52 x 5.0		53.50
UNC		mm
No. 2 x 56		2.40
No. 4 x 40		3.00
No. 5 x 40		3.40
No. 6 x 32		3.70
No. 8 x 32		4.40
No. 10 x 24		5.10
No. 12 x 24		5.70
1/4 x 20		6.70
5/16 x 18		8.30
3/8 x 16		9.90
7/16 x 14		11.60
1/2 x 13		13.00
9/16 x 12		14.80
5/8 x 11		16.50
3/4 x 10		19.75
7/8 x 9		23.00
1" x 8		26.25
1.1/8 x 7		29.50
1.1/4 x 7		33.00
1.3/8 x 6		36.00
1.1/2 x 6		39.50

D	P	Ø
UNF		
No. 4 x 48		3.00
No. 6 x 40		3.70
No. 8 x 36		4.40
No. 10 x 32		5.10
1/4 x 28		6.60
5/16 x 24		8.20
3/8 x 24		9.80
7/16 x 20		11.50
1/2 x 20		13.00
9/16 x 18		14.80
5/8 x 18		16.25
3/4 x 16		19.50
7/8 x 14		22.75
1" x 12		26.00
1" x 14		26.00
1.1/8 x 12		29.00
1.1/4 x 12		32.50
1.3/8 x 12		35.50
1.1/2 x 12		38.50
UNx8		
1.1/8 x 8		28.75
1.1/4 x 8		31.75
1.3/8 x 8		35.00
1.1/2 x 8		38.00
1.5/8 x 8		41.50
1.3/4 x 8		44.50
1.7/8 x 8		47.75
2" x 8		50.90
BSW		
1/8 x 40		3.40
3/16 x 24		5.10
1/4 x 20		6.70
5/16 x 18		8.30
3/8 x 16		9.90
7/16 x 14		11.60
1/2 x 12		13.00
9/16 x 12		14.80
5/8 x 11		16.70
11/16 x 11		17.80
3/4 x 10		20.00
7/8 x 9		23.00
1" x 8		26.50

D	P	Ø
BSF		
3/16 x 32		5.00
1/4 x 26		6.60
5/16 x 22		8.30
3/8 x 20		9.90
7/16 x 18		11.60
1/2 x 16		13.00
9/16 x 16		14.80
5/8 x 14		16.40
11/16 x 14		17.70
3/4 x 12		19.50
7/8 x 11		22.70
1" x 10		26.50
G(BSP)		
1/8 x 28		10.00
1/4 x 19		13.60
3/8 x 19		17.10
1/2 x 14		21.50
5/8 x 14		23.40
3/4 x 14		27.00
7/8 x 14		30.60
1" x 11		33.70
BA		
0 x 25,40		6.20
2 x 31,35		4.90
4 x 38,48		3.80
6 x 47,92		2.90
BS. Brass		
1/4 x 26		6.50
5/16 x 26		8.10
3/8 x 26		9.70
7/16 x 26		11.30
1/2 x 26		12.90



## TECHNICAL DATA FOR WIRE-THREAD-INSERTS ACC. TO DIN 8140

### DATI TECNICI FILETTI RIPORTATI DIN 8140

	S (mm)					T (mm)					R (mm)				
<b>M</b>	1D	1.5D	2D	2.5D	3D	1D	1.5D	2D	2.5D	3D	1D	1.5D	2D	2.5D	3D
M 2 x 0.40	3.80	4.80	5.80	6.80	7.80	3.40	4.40	5.40	6.40	7.40	2.00	3.00	4.00	5.00	6.00
M 2.5 x 0.45	4.52	5.77	7.02	8.27	9.52	4.07	5.32	6.57	7.82	9.07	2.50	3.75	5.00	6.25	7.50
M 3 x 0.50	5.25	6.75	8.25	9.75	11.25	4.75	6.25	7.75	9.25	10.75	3.00	4.50	6.00	7.50	9.00
M 3.5 x 0.60	6.20	7.95	9.70	11.45	13.20	5.60	7.35	9.10	10.85	12.60	3.50	5.25	7.00	8.75	10.50
M 4 x 0.70	7.15	9.15	11.15	13.15	15.15	6.45	8.45	10.45	12.45	14.45	4.00	6.00	8.00	10.00	12.00
M 5 x 0.80	8.60	11.10	13.60	16.10	18.60	7.80	10.30	12.80	15.30	17.80	5.00	7.50	10.00	12.50	15.00
M 6 x 1.00	10.50	13.50	16.50	19.50	22.50	9.50	12.50	15.50	18.50	21.50	6.00	9.00	12.00	15.00	18.00
M 7 x 1.00	11.50	15.00	18.50	22.00	25.50	10.50	14.00	17.50	21.00	24.50	7.00	10.50	14.00	17.50	21.00
M 8 x 1.25	13.62	17.62	21.62	25.62	29.62	12.37	16.37	20.37	24.37	28.37	8.00	12.00	16.00	20.00	24.00
M 8 x 1.00	12.50	16.50	20.50	24.50	28.50	11.50	15.50	19.50	23.50	27.50	8.00	12.00	16.00	20.00	24.00
M 9 x 1.25	14.62	19.12	23.62	28.13	32.62	13.37	17.87	22.37	26.87	31.37	9.00	13.50	18.00	22.50	27.00
M 9 x 1.00	13.50	18.00	22.50	27.00	31.50	12.50	17.00	21.50	26.00	30.50	9.00	13.50	18.00	22.50	27.00
M 10 x 1.50	16.75	21.75	26.75	31.75	36.75	15.25	20.25	25.25	30.25	35.25	10.00	15.00	20.00	25.00	30.00
M 10 x 1.25	15.62	20.62	25.62	30.62	35.62	14.37	19.37	24.37	29.37	34.37	10.00	15.00	20.00	25.00	30.00
M 10 x 1.00	14.50	19.50	24.50	29.50	34.50	13.50	18.50	23.50	28.50	33.50	10.00	15.00	20.00	25.00	30.00
M 11 x 1.50	17.75	23.25	28.75	34.25	39.75	16.25	21.75	27.25	32.75	38.25	11.00	16.50	22.00	27.50	33.00
M 11 x 1.25	16.62	22.12	27.62	33.12	38.62	15.37	20.87	26.37	31.87	37.37	11.00	16.50	22.00	27.50	33.00
M 12 x 1.75	19.87	25.87	31.87	37.87	43.87	18.12	24.12	30.12	36.12	42.12	12.00	18.00	24.00	30.00	36.00
M 12 x 1.50	18.75	24.75	30.75	36.75	42.75	17.25	23.25	29.25	35.25	41.25	12.00	18.00	24.00	30.00	36.00
M 12 x 1.25	17.62	23.62	29.62	35.62	41.62	16.37	22.37	28.37	34.37	40.37	12.00	18.00	24.00	30.00	36.00
M 14 x 2.00	23.00	30.00	37.00	44.00	51.00	21.00	28.00	35.00	42.00	49.00	14.00	21.00	28.00	35.00	42.00
M 14 x 1.50	20.75	27.75	34.75	41.75	48.75	19.25	26.25	33.25	40.25	47.25	14.00	21.00	28.00	35.00	42.00
M 14 x 1.25	19.62	26.62	33.62	40.62	47.62	18.37	25.37	32.37	39.37	46.37	14.00	21.00	28.00	35.00	42.00
M 16 x 2.00	25.00	33.00	41.00	49.00	57.00	23.00	31.00	39.00	47.00	55.00	16.00	24.00	32.00	40.00	48.00
M 16 x 1.50	22.75	30.75	38.75	46.75	54.75	21.25	29.25	37.25	45.25	53.25	16.00	24.00	32.00	40.00	48.00
M 18 x 2.50	29.25	38.25	47.25	56.25	65.25	26.75	35.75	44.75	53.75	62.75	18.00	27.00	36.00	45.00	54.00
M 18 x 2.00	27.00	36.00	45.00	54.00	63.00	25.00	34.00	43.00	52.00	61.00	18.00	27.00	36.00	45.00	54.00
M 20 x 2.50	31.25	41.25	51.25	61.25	71.25	28.75	38.75	48.75	58.75	68.75	20.00	30.00	40.00	50.00	60.00
M 20 x 2.00	29.00	39.00	49.00	59.00	69.00	27.00	37.00	47.00	57.00	67.00	20.00	30.00	40.00	50.00	60.00
M 20 x 1.50	26.75	36.75	46.75	56.75	66.75	25.25	35.25	45.25	55.25	65.25	20.00	30.00	40.00	50.00	60.00
M 22 x 2.50	33.25	44.25	55.25	66.25	77.25	30.75	41.75	52.75	63.75	74.75	22.00	33.00	44.00	55.00	66.00
M 22 x 2.00	31.00	42.00	53.00	64.00	75.00	29.00	40.00	51.00	62.00	73.00	22.00	33.00	44.00	55.00	66.00
M 22 x 1.50	28.75	39.75	50.75	61.75	72.75	27.25	38.25	49.25	60.25	71.25	22.00	33.00	44.00	55.00	66.00
M 24 x 3.00	37.50	49.50	61.50	73.50	85.50	34.50	46.50	58.50	70.50	82.50	24.00	36.00	48.00	60.00	72.00
M 24 x 2.00	33.00	45.00	57.00	69.00	81.00	31.00	43.00	55.00	67.00	79.00	24.00	36.00	48.00	60.00	72.00
M 27 x 3.00	40.50	54.00	67.50	81.00	94.50	37.50	51.00	64.50	78.00	91.50	27.00	40.50	54.00	67.50	81.00
M 27 x 2.00	36.00	49.50	63.00	76.50	90.00	34.00	47.50	61.00	74.50	88.00	27.00	40.50	54.00	67.50	81.00
M 30 x 3.50	45.75	60.75	75.75	90.75	105.75	42.25	57.25	72.25	87.25	102.25	30.00	45.00	60.00	75.00	90.00
M 30 x 3.00	43.50	58.50	73.50	88.50	103.50	40.50	55.50	70.50	85.50	100.50	30.00	45.00	60.00	75.00	90.00
M 33 x 3.50	48.75	65.25	81.75	98.25	114.75	45.25	61.25	78.25	94.75	111.25	33.00	49.50	66.00	82.50	99.00
M 36 x 4.00	54.00	72.00	90.00	108.00	126.00	50.00	68.00	86.00	104.00	122.00	36.00	54.00	72.00	90.00	108.00
M 36 x 3.00	49.50	67.50	85.50	103.50	121.50	46.50	64.50	82.50	100.50	118.50	36.00	54.00	72.00	90.00	108.00
M 39 x 4.00	57.00	76.50	96.00	115.50	135.00	53.00	72.50	92.00	111.50	131.00	39.00	58.50	78.00	97.50	117.00
M 42 x 4.50	62.25	83.25	104.25	125.25	146.25	57.75	78.75	99.75	120.75	141.75	42.00	63.00	84.00	105.00	126.00
M 42 x 3.00	55.50	76.50	97.50	118.50	139.50	52.50	73.50	94.50	115.50	136.50	42.00	63.00	84.00	105.00	126.00

S Drilling Length  
T Tapping Length  
R Installation Length

S Lunghezza del Foro  
T Lunghezza della Maschiatura  
R Lunghezza utile del Filetto Riportato



## TECHNICAL DATA FOR WIRE-THREAD-INSERTS ACC. TO DIN 8140

### DATI TECNICI FILETTI RIPORTATI DIN 8140

	S (Inch / pollice)					T (Inch / pollice)					R (Inch / pollice)				
	1D	1.5D	2D	2.5D	3D	1D	1.5D	2D	2.5D	3D	1D	1.5D	2D	2.5D	3D
<b>UNF</b>															
2 - 64	.156	.199	.242	.285	.328	.141	.184	.227	.270	.313	.086	.129	.172	.215	.258
3 - 56	.179	.229	.278	.328	.377	.161	.210	.260	.310	.359	.099	.148	.198	.247	.297
4 - 48	.206	.262	.318	.374	.430	.185	.241	.297	.353	.409	.112	.168	.224	.280	.336
5 - 44	.227	.290	.352	.414	.477	.204	.267	.329	.391	.454	.125	.187	.250	.312	.375
6 - 40	.250	.319	.388	.457	.526	.225	.294	.363	.432	.501	.138	.207	.276	.345	.414
8 - 36	.289	.371	.453	.535	.617	.261	.343	.425	.507	.589	.164	.246	.328	.410	.492
10 - 32	.331	.426	.521	.616	.711	.299	.394	.489	.584	.679	.190	.285	.380	.475	.570
1/4 - 28	.411	.536	.661	.786	.911	.375	.500	.625	.750	.875	.250	.375	.500	.625	.750
5/16 - 24	.500	.656	.812	.969	1.125	.458	.614	.771	.927	1.083	.312	.469	.625	.781	.937
3/8 - 24	.562	.750	.937	1.124	1.312	.521	.708	.896	1.083	1.271	.375	.562	.750	.937	1.125
7/16 - 20	.662	.881	1.100	1.319	1.537	.612	.831	1.050	1.269	1.487	.437	.656	.875	1.094	1.312
1/2 - 20	.725	.975	1.225	1.475	1.725	.675	.925	1.175	1.425	1.675	.500	.750	1.000	1.250	1.500
9/16 - 18	.811	1.093	1.374	1.655	1.936	.756	1.038	1.319	1.600	1.881	.562	.844	1.125	1.406	1.687
5/8 - 18	.874	1.187	1.500	1.812	2.124	.819	1.132	1.444	1.757	2.069	.625	.937	1.250	1.562	1.875
3/4 - 16	1.031	1.406	1.781	2.156	2.531	.969	1.344	1.719	2.094	2.469	.750	1.125	1.500	1.875	2.250
7/8 - 14	1.196	1.634	2.071	2.509	2.946	1.125	1.562	2.000	2.437	2.875	.875	1.312	1.750	2.187	2.625
1" - 12	1.375	1.875	2.375	2.875	3.375	1.292	1.792	2.292	2.792	3.292	1.000	1.500	2.000	2.500	3.000
1 1/8 - 12	1.500	2.062	2.625	3.187	3.750	1.417	1.979	2.542	3.104	3.667	1.125	1.687	2.250	2.812	3.375
1 1/4 - 12	1.625	2.250	2.875	3.500	4.125	1.542	2.167	2.792	3.417	4.042	1.250	1.875	2.500	3.125	3.750
1 3/8 - 12	1.750	2.438	3.125	3.813	4.500	1.667	2.354	3.042	3.729	4.417	1.375	2.062	2.750	3.437	4.125
1 1/2 - 12	1.875	2.625	3.375	4.125	4.875	1.792	2.542	3.292	4.042	4.792	1.500	2.250	3.000	3.750	4.500
<b>UNC</b>															
2 - 56	.166	.209	.252	.295	.338	.148	.191	.234	.277	.320	.086	.129	.172	.215	.258
3 - 48	.193	.242	.292	.341	.391	.172	.221	.271	.320	.370	.099	.148	.198	.247	.297
4 - 40	.224	.280	.336	.392	.448	.199	.255	.311	.367	.423	.112	.168	.224	.280	.336
5 - 40	.237	.300	.362	.425	.487	.212	.275	.337	.400	.462	.125	.187	.250	.312	.375
6 - 32	.279	.348	.417	.486	.555	.247	.316	.385	.454	.523	.138	.207	.276	.345	.414
8 - 32	.305	.387	.469	.551	.633	.273	.355	.437	.519	.601	.164	.246	.328	.410	.492
10 - 24	.377	.472	.567	.662	.757	.336	.431	.526	.621	.716	.190	.285	.380	.475	.570
12 - 24	.403	.511	.619	.727	.835	.362	.470	.578	.686	.794	.216	.324	.432	.540	.648
1/4 - 20	.475	.600	.725	.850	.975	.425	.550	.675	.800	.925	.250	.375	.500	.625	.750
5/16 - 18	.562	.718	.875	1.031	1.187	.507	.663	.819	.975	1.132	.312	.469	.625	.781	.937
3/8 - 16	.656	.844	1.031	1.219	1.406	.594	.781	.969	1.156	1.344	.375	.562	.750	.937	1.125
7/16 - 14	.758	.977	1.196	1.415	1.633	.687	.906	1.125	1.344	1.562	.437	.656	.875	1.094	1.312
1/2 - 13	.846	1.096	1.346	1.596	1.846	.769	1.019	1.269	1.519	1.769	.500	.750	1.000	1.250	1.500
9/16 - 12	.937	1.219	1.500	1.781	2.062	.854	1.135	1.417	1.698	1.979	.562	.844	1.125	1.406	1.687
5/8 - 11	1.034	1.347	1.659	1.972	2.284	.943	1.256	1.568	1.881	2.193	.625	.937	1.250	1.562	1.875
3/4 - 10	1.200	1.575	1.950	2.325	2.700	1.100	1.475	1.850	2.225	2.600	.750	1.125	1.500	1.875	2.250
7/8 - 9	1.375	1.812	2.250	2.687	3.125	1.264	1.701	2.139	2.576	3.014	.875	1.312	1.750	2.187	2.625
1" - 8	1.562	2.062	2.562	3.062	3.562	1.437	1.937	2.437	2.937	3.437	1.000	1.500	2.000	2.500	3.000
1 1/8 - 7	1.768	2.330	2.893	3.455	4.018	1.625	2.187	2.750	3.312	3.875	1.125	1.687	2.250	2.812	3.375
1 1/4 - 7	1.893	2.518	3.143	3.768	4.393	1.750	2.375	3.000	3.625	4.250	1.250	1.875	2.500	3.125	3.750
1 3/8 - 6	2.125	2.812	3.500	4.187	4.875	1.958	2.646	3.333	4.021	4.708	1.375	2.062	2.750	3.437	4.125
1 1/2 - 6	2.250	3.000	3.750	4.500	5.250	2.083	2.833	3.583	4.333	5.083	1.500	2.250	3.000	3.750	4.500

S Drilling Length  
T Tapping Length  
R Installation Length

S Lunghezza del Foro  
T Lunghezza della Maschiatura  
R Lunghezza utile del Filetto Riportato

## TECHNICAL DATA FOR WIRE-THREAD-INSERTS ACC. TO DIN 8140

### DATI TECNICI FILETTI RIPORTATI DIN 8140

	S (Inch / pollice)					T (Inch / pollice)					R (Inch / pollice)				
<b>BSF</b>	1D	1.5D	2D	2.5D	3D	1D	1.5D	2D	2.5D	3D	1D	1.5D	2D	2.5D	3D
3/16 - 32	.328	.422	.515	.609	.703	.297	.390	.484	.578	.672	.187	.281	.375	.469	.562
1/4 - 26	.423	.548	.673	.798	.923	.385	.510	.635	.760	.885	.250	.375	.500	.625	.750
5/16 - 22	.517	.673	.829	.986	1.142	.472	.628	.784	.940	1.096	.312	.469	.625	.781	.937
3/8 - 20	.600	.787	.975	1.162	1.350	.550	.737	.925	1.112	1.300	.375	.562	.750	.937	1.125
7/16 - 18	.687	.906	1.124	1.343	1.562	.632	.851	1.069	1.288	1.507	.437	.656	.875	1.094	1.312
1/2 - 16	.781	1.031	1.281	1.531	1.781	.719	.969	1.219	1.469	1.719	.500	.750	1.000	1.250	1.500
9/16 - 16	.844	1.125	1.406	1.687	1.969	.781	1.062	1.344	1.625	1.906	.562	.844	1.125	1.406	1.687
5/8 - 14	.946	1.259	1.571	1.884	2.196	.875	1.187	1.500	1.812	2.125	.625	.937	1.250	1.562	1.875
3/4 - 12	1.125	1.500	1.875	2.250	2.625	1.042	1.417	1.792	2.167	2.542	.750	1.125	1.500	1.875	2.250
7/8 - 11	1.284	1.722	2.159	2.596	3.034	1.193	1.631	2.068	2.506	2.943	.875	1.312	1.750	2.187	2.625
1" - 10	1.450	1.950	2.450	2.950	3.450	1.350	1.850	2.350	2.850	3.350	1.000	1.500	2.000	2.500	3.000
1"1/8 - 9	1.625	2.187	2.750	3.312	3.875	1.514	2.076	2.639	3.201	3.764	1.125	1.687	2.250	2.812	3.375
1"1/4 - 9	1.750	2.375	3.000	3.625	4.250	1.639	2.264	2.889	3.514	4.139	1.250	1.875	2.500	3.125	3.750
1"3/8 - 8	1.937	2.625	3.312	4.000	4.687	1.812	2.500	3.187	3.875	4.562	1.375	2.062	2.750	3.437	4.125
1"1/2 - 8	2.062	2.812	3.562	4.312	5.062	1.937	2.687	3.437	4.187	4.937	1.500	2.250	3.000	3.750	4.500
<b>BSW</b>															
1/8 - 40	.237	.300	.362	.425	.487	.212	.275	.337	.400	.462	.125	.187	.250	.312	.375
3/16 - 24	.375	.469	.562	.656	.750	.333	.427	.521	.614	.708	.187	.281	.375	.469	.562
1/4 - 20	.475	.600	.725	.850	.975	.425	.550	.675	.800	.925	.250	.375	.500	.625	.750
5/16 - 18	.562	.718	.875	1.031	1.187	.507	.663	.819	.975	1.132	.312	.469	.625	.781	.937
3/8 - 16	.656	.844	1.031	1.219	1.406	.594	.781	.969	1.156	1.344	.375	.562	.750	.937	1.125
7/16 - 14	.758	.977	1.196	1.415	1.633	.687	.906	1.125	1.344	1.562	.437	.656	.875	1.094	1.312
1/2 - 12	.875	1.125	1.375	1.625	1.875	.792	1.042	1.292	1.542	1.792	.500	.750	1.000	1.250	1.500
9/16 - 12	.937	1.219	1.500	1.781	2.062	.854	1.135	1.417	1.698	1.979	.562	.844	1.125	1.406	1.687
5/8 - 11	1.034	1.347	1.659	1.972	2.284	.943	1.256	1.568	1.881	2.193	.625	.937	1.250	1.562	1.875
3/4 - 10	1.200	1.575	1.950	2.325	2.700	1.100	1.475	1.850	2.225	2.600	.750	1.125	1.500	1.875	2.250
7/8 - 9	1.375	1.812	2.250	2.687	3.125	1.264	1.701	2.139	2.576	3.014	.875	1.312	1.750	2.187	2.625
1" - 8	1.562	2.062	2.562	3.062	3.562	1.437	1.937	2.437	2.937	3.437	1.000	1.500	2.000	2.500	3.000
1"1/8 - 7	1.768	2.330	2.893	3.455	4.018	1.625	2.187	2.750	3.312	3.875	1.125	1.687	2.250	2.812	3.375
1"1/4 - 7	1.893	2.518	3.143	3.768	4.393	1.750	2.375	3.000	3.625	4.250	1.250	1.875	2.500	3.125	3.750
1"1/2 - 6	2.250	3.000	3.750	4.500	5.250	2.083	2.833	3.583	4.333	5.083	1.500	2.250	3.000	3.750	4.500
<b>G(BSP)</b>															
1/8 - 28	.286	.348	.411	.473	.536	.250	.312	.375	.437	.500	.125	.187	.250	.312	.375
1/4 - 19	.487	.612	.737	.862	.987	.434	.559	.684	.809	.934	.250	.375	.500	.625	.750
3/8 - 19	.612	.799	.987	1.174	1.362	.559	.747	.934	1.122	1.309	.375	.562	.750	.937	1.125
1/2 - 14	.821	1.071	1.321	1.571	1.821	.750	1.000	1.250	1.500	1.750	.500	.750	1.000	1.250	1.500
5/8 - 14	.946	1.258	1.571	1.883	2.196	.875	1.187	1.500	1.812	2.125	.625	.937	1.250	1.562	1.875
3/4 - 14	1.071	1.446	1.821	2.196	2.571	1.000	1.375	1.750	2.125	2.500	.750	1.125	1.500	1.875	2.250
7/8 - 14	1.196	1.634	2.071	2.509	2.946	1.125	1.562	2.000	2.437	2.875	.875	1.312	1.750	2.187	2.625
1" - 11	1.409	1.909	2.409	2.909	3.409	1.318	1.818	2.318	2.818	3.318	1.000	1.500	2.000	2.500	3.000
1"1/4 - 11	1.660	2.284	2.909	3.534	4.159	1.568	2.193	2.818	3.443	4.068	1.250	1.875	2.500	3.125	3.750
1"1/2 - 11	1.909	2.659	3.409	4.159	4.909	1.818	2.568	3.318	4.068	4.818	1.500	2.250	3.000	3.750	4.500

